

# Planting Money.

**Exploring the Implications of Federal & State  
Environmental Justice Policy in Relation to Funding  
for Green Space Projects in Baltimore Neighborhoods**

Molly Finch

Thesis presentation


4/12/24

# Planting Money.


Exploring the Implications of the **Federal & State Environmental Justice Policy** in Relation to **Funding for Green Space Projects** in **Baltimore Neighborhoods**

# Planting Money.


**Federal & State  
Environmental  
Justice Policy**



**Funding**



**Green Space  
Projects in  
Baltimore**





## Presentation Outline

- Positionality
- Research motivation
  1. How research can be guided by community engagement
  2. How urban greening presents in cities
  3. How policies seek environmental justice
- Full circle

Photo: M. Finch, 2023



# Positionality

*Photo: M. Finch, 2022*

# Research motivation




*Photo: M. Finch, 2023*

*Photo: M. Finch, 2023*

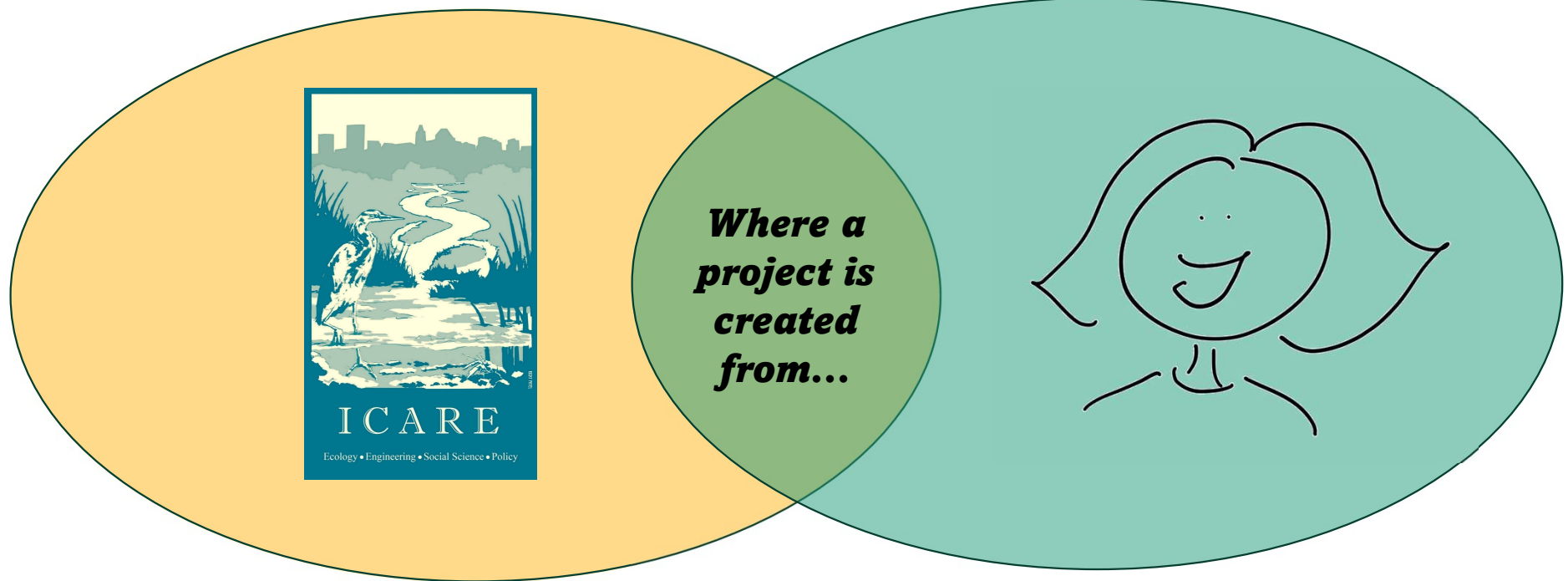
# Part 1.

## How research can be guided by community engagement



# ICARE Goals

# Personal Goals





# Community-Engaged Research?

## ACADEMY



## COMMUNITY



*Image: Laqua, 2016*

# Community-Engaged Research Continuum

<i>Community Involvement/Activity</i>						
Community is not included in any aspect of the research	Community informs the research and may or may not be informed or included (or know they're informing)	Community provides input and feedback to researchers to inform the research	Community has some active role in the research	Community initiates the research agenda/priorities	Community shared equally in decision-making and ownership	Community leads and owns the research
<b>No Community Involvement</b>	<b>Community Informed</b>	<b>Community Consultation</b>	<b>Community Participation</b>	<b>Community Initiated</b>	<b>Community Based Participatory Research</b>	<b>Community Driven/Lead</b>
Researcher works independent of community	Information is gleaned from the community which informs the research 'ear hustling'	Researcher consults with community and includes community in the research (front end or back end)	Researcher includes community in the research in a define role	Researcher responds to specific needs or asks from community	Researcher shares equally in decision-making and ownership with community	Researcher supports community identified research efforts or serves no role
<i>Researcher Involvement/Activity</i>						

# Community-Engaged Research Continuum


<i>Community Involvement/Activity</i>						
Community is not included in any aspect of the research	Community informs the research and may or may not be informed or included (or know they're informing)	Community provides input and feedback to researchers to inform the research	Community has some active role in the research	Community initiates the research agenda/priorities	Community shared equally in decision-making and ownership	Community leads and owns the research
<b>No Community Involvement</b>	<b>Community Informed</b>	<b>Community Consultation</b>	<b>Community Participation</b>	<b>Community Initiated</b>	<b>Community Based Participatory Research</b>	<b>Community Driven/Lead</b>
Researcher works independent of community	Information is gleaned from the community which informs the research 'ear hustling'	Researcher consults with community and includes community in the research (front end or back end)	Researcher includes community in the research in a define role	Researcher responds to specific needs or asks from community	Researcher shares equally in decision-making and ownership with community	Researcher supports community identified research efforts or serves no role
<i>Researcher Involvement/Activity</i>						

# Community-Engaged Research Continuum

<i>Community Involvement/Activity</i>						
Community is not included in any aspect of the research	Community informs the research and may or may not be informed or included (or know they're informing)	Community provides input and feedback to researchers to inform the research	Community has some active role in the research	Community initiates the research agenda/priorities	Community shared equally in decision-making and ownership	Community leads and owns the research
<b>No Community Involvement</b>	<b>Community Informed</b>	<b>Community Consultation</b>	<b>Community Participation</b>	<b>Community Initiated</b>	<b>Community Based Participatory Research</b>	<b>Community Driven/Lead</b>
Researcher works independent of community	Information is gleaned from the community which informs the research 'ear hustling'	Researcher consults with community and includes community in the research (front end or back end)	Researcher includes community in the research in a define role	Researcher responds to specific needs or asks from community	Researcher shares equally in decision-making and ownership with community	Researcher supports community identified research efforts or serves no role
<i>Researcher Involvement/Activity</i>						


## Personal Goals

- Baltimore City
- Make environmental justice connection
- Neighborhood-level organizing



# Personal Goals

- Baltimore City
- Make environmental justice connection
- Neighborhood-level organizing
- **New-to-me space**




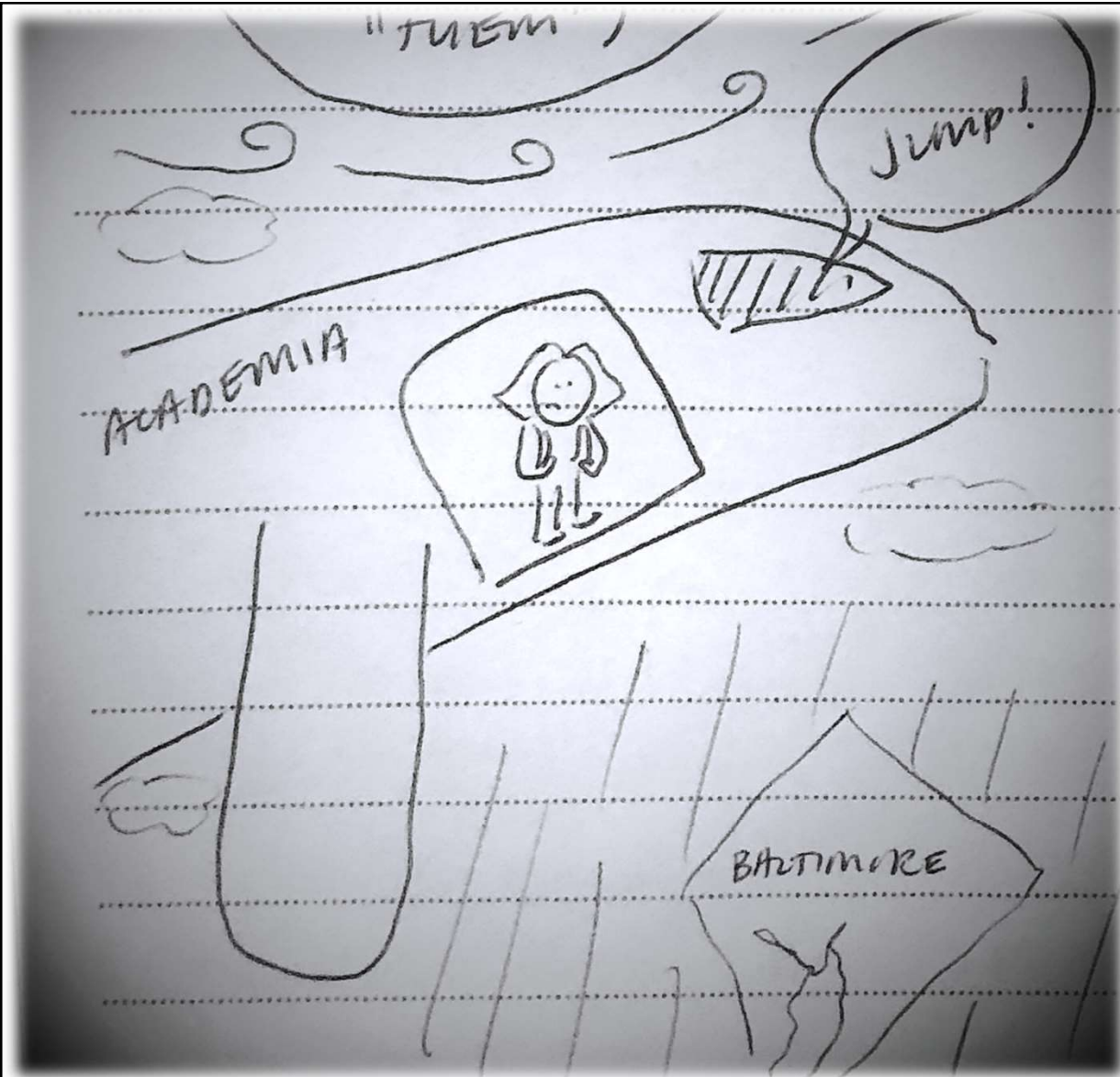



Image: M. Finch, 2022



## **Methods:**


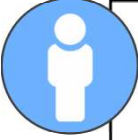



Participant observation: Engaging and participating with activities related to my research themes.

Informational interviews: Semi-structured interviews with content experts.

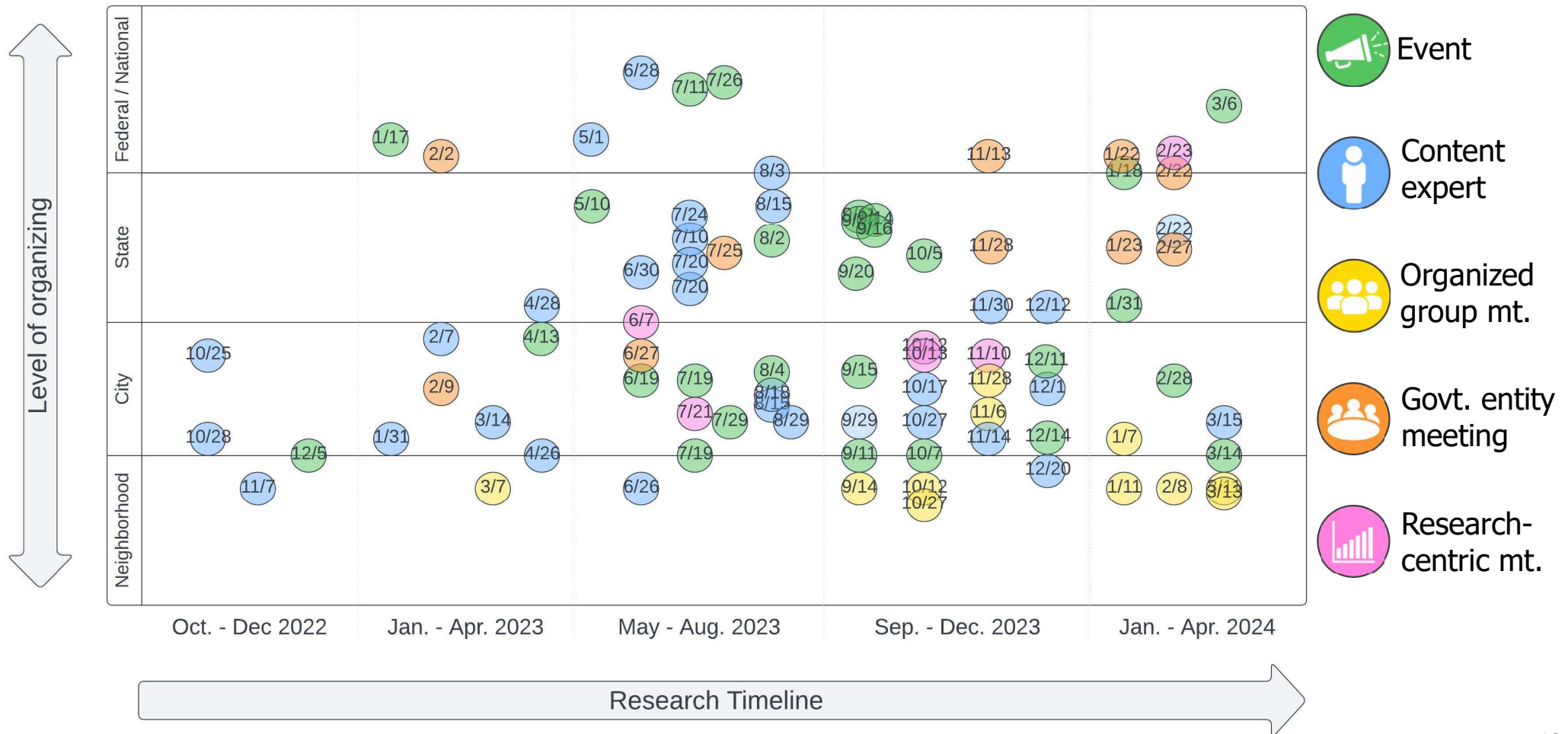
Document review: Policies, reports, planning documents, news media, grants.



## Research Activities List


	Activity categories	# of occurrences	Examples of activity topics
	<i>Event</i>	35	Public information sessions; funding information sessions; symposiums or talks; green space volunteer events
	<i>Content expert conversation</i>	30	Expertise in environmental justice policy, green space implementation, community development, and city-wide organizing
	<i>Organized group meeting</i>	10	Neighborhood association meetings; housing-focused working groups
	<i>Government entity meeting</i>	8	State commissions; City Council committees; federal partnerships
	<i>Research-centric meeting</i>	3	Federally funded research programs based in Baltimore
	<b>TOTAL</b>	<b>86</b>	<i>Total # of unique activities.</i>

# Type of Activity Over Research Timeline






Where's Molly?





## Part 2.

# How urban greening presents in cities



**urban greening?**



Photos: M. Finch, 2023

RESEARCH  
QUESTIONS...

HOW HAVE  
URBAN GREENING INITIATIVES  
IN BALTIMORE CITY  
BEEN ALIGNED WITH  
ENVIRONMENTAL JUSTICE  
ACTION?

WHAT IS CONSIDERED  
"URBAN GREENING"  
&  
HOW HAS IT BEEN DEFINED  
TO BENEFIT PEOPLE?

HOW ARE NEIGHBORHOOD URBAN  
GREENING PROJECTS FUNDED?  
WHAT ARE THE OUTCOMES &  
CHALLENGES OF FUNDING?







# URBAN GREENING

ANYTHING GREEN?

- GREEN SPACE
- PARKS
- TREE CANOPY
- GARDENS

RAIN GARDENS

URBAN GREEN INFRASTRUCTURE

INTERCONNECTED

APPLICATIONS

1. GREEN SPACE PLANNING  
NATURAL AREAS

2. URBAN ECOLOGY  
ECOSYSTEM SERVICES

3. WATER / STORM WATER MANAGEMENT  
SLOW THE FLOW

MITSLER ET AL 2021

RESEARCH RELATED TO -

## URBAN GREENSPACE OVER 30 YRS.

FARKAS ET AL 2023

PHASE 1:  
URBAN FORESTRY


ECOSYSTEM PROVIDERS

PHASE 2:

NATURE BASED SOLUTIONS

PHASE 3:

DISPARITIES & ENVIRONMENTAL JUSTICE ISSUES



URBAN GREENING

# BENEFITS

FEELING OF BELONGING

WATER QUANTITY

AIR QUANTITY

HABITAT

MENTAL HEALTH

INCREASING LAND AND PROPERTY VALUES

PHYSICAL HEALTH

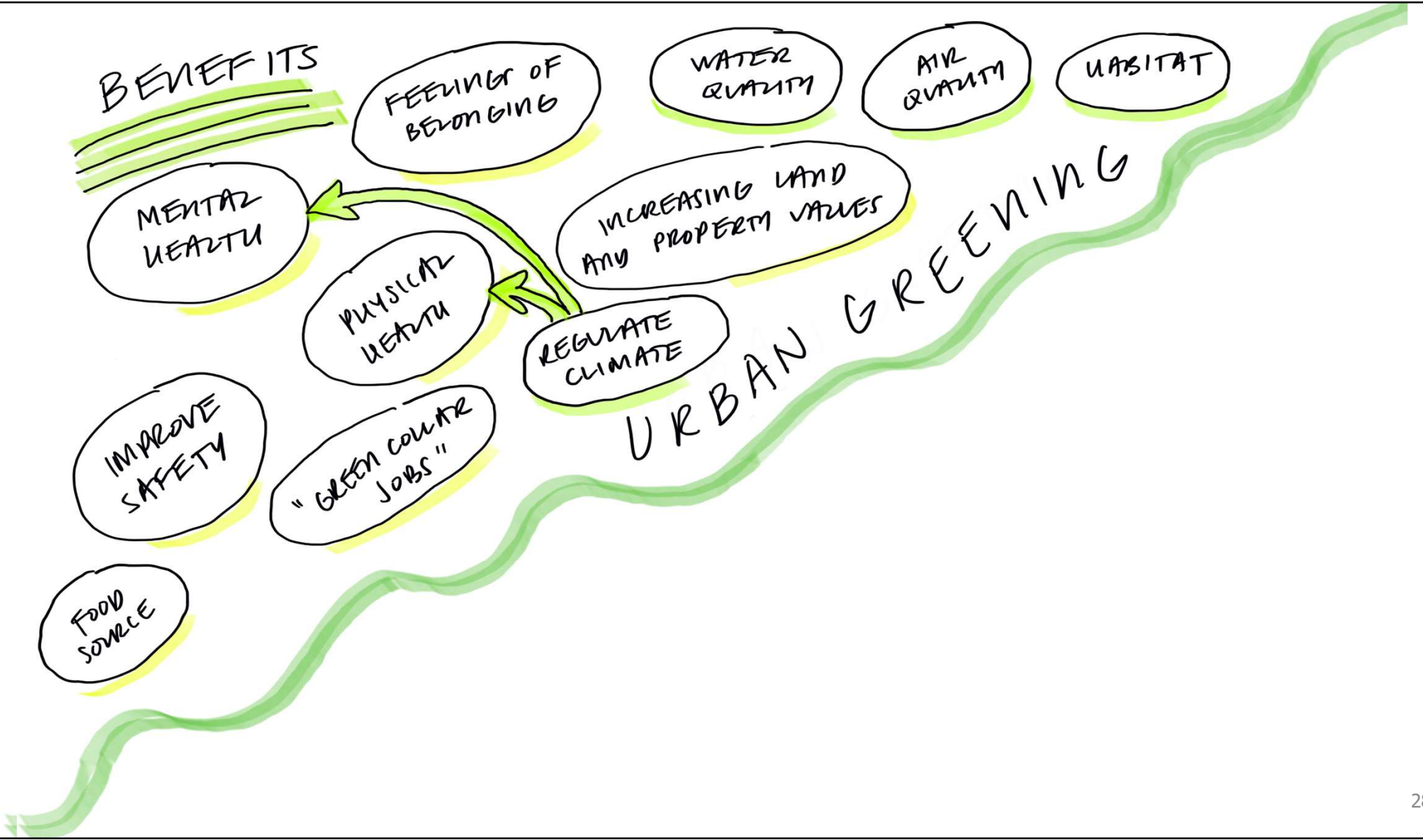
REGULATE CLIMATE

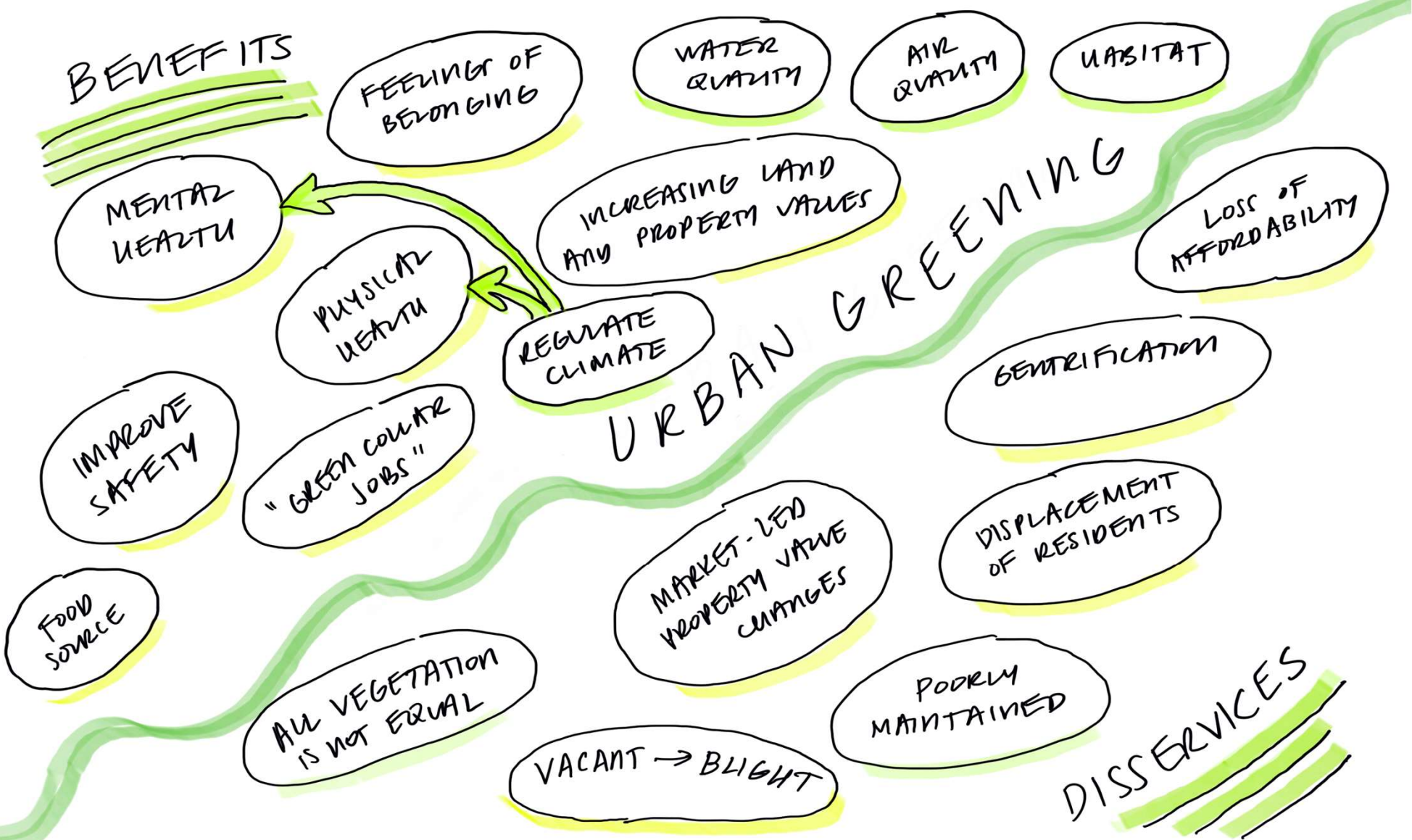
# URBAN GREENING

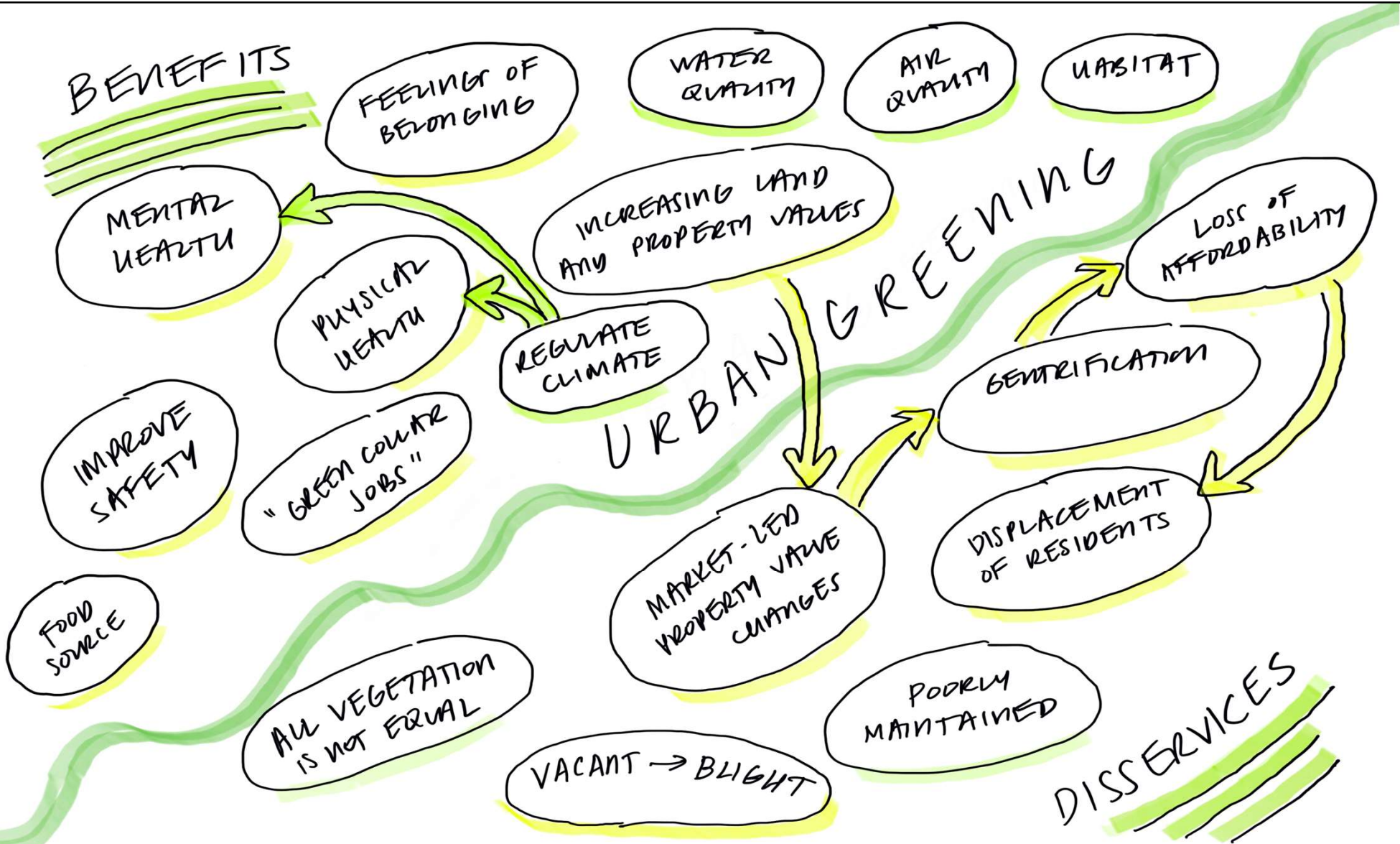
IMPROVE SAFETY

"GREEN COLLAR JOBS"

FOOD SOURCE







## News Coverage of "Urban Greening"

April 17, 1996 – St. Louis, MO

# From Enterprise Zones, More Hope Than Progress

By Tim Poor and Genaro C. Armas  
Post-Dispatch Washington Bureau

WASHINGTON

**F**ifteen months after winning a \$2.95 million federal grant, St. Louisans are just beginning, literally, to sow the first seeds of the urban renewal it promises.

This week, 12 neighborhood groups began planting trees, shrubs and perennials to beautify eyesores that dot the city's economically depressed areas. The results will be visible almost immediately — something that can't be said for most other projects in President Bill Clinton's "enterprise community" program.

Republicans, including Missouri Sen. Christopher S. Bond and Rep. James Talent, say Clinton's approach is bogged down in bureaucracy and governed by politics rather than need. The critics want to shift emphasis

toward tax credits and other incentives for private action.

Administration officials and some urban experts counsel patience. Private incentives are important but not sufficient, they contend. Federal money for job training, more police officers and projects like "urban greening" will pay off in time, they say.

### Old North St. Louis

Gloria Bratkowski has heard it all before — the big plans to lure businesses, build housing and create jobs. So far, none of it has made much difference in her Old North St. Louis neighborhood, just north of downtown, where she has lived for 20 years. She's watched people move out and absent-

See RENEWAL, Page 7



Sam Leone/Post-Dispatch

Gloria Bratkowski stands in a vacant lot that will become part of an "urban greening" project promoted by the administration of President Bill Clinton. The lot is in the Old North St. Louis neighborhood, just north of downtown.

Bratkowski is the first to admit that trees and flowers are a tiny step toward fixing the problems.

# City-wide plans



City of Baltimore Depart. of Planning

# Neighborhood plans



Harlem Park Neighborhood Master Plan

# Community effort



Photo: M. Finch, 2023



# Neighborhood and green space development in Baltimore

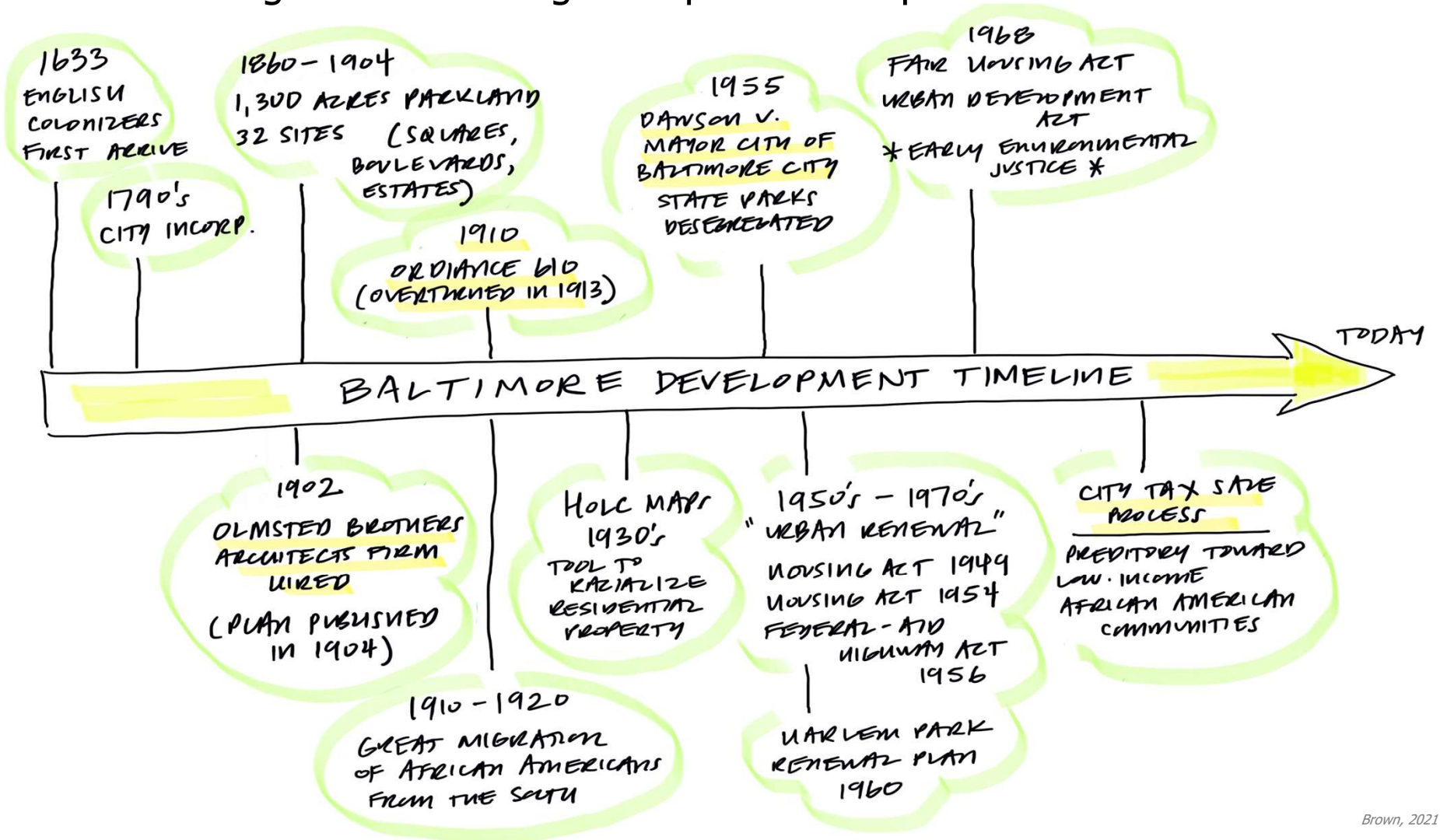




Photo: M. Finch, 2023

# Questions for “Urban Greening Actors” (aka Implementors)

**1.**

Who mainly provides funding for your greening projects and has this changed over the past 5-10 years?

**Funding source**



**Funding issues**

**City-wide tracking**



**3.**

What concerns, challenges, or limitations have you encountered related to funding and/or urban greening projects?

**2.**

Are you aware of any database for Baltimore greening projects that would include information on type of project, location, and funding source?

## Responses from "Urban Greening Actors"

### **Staff influenced:**

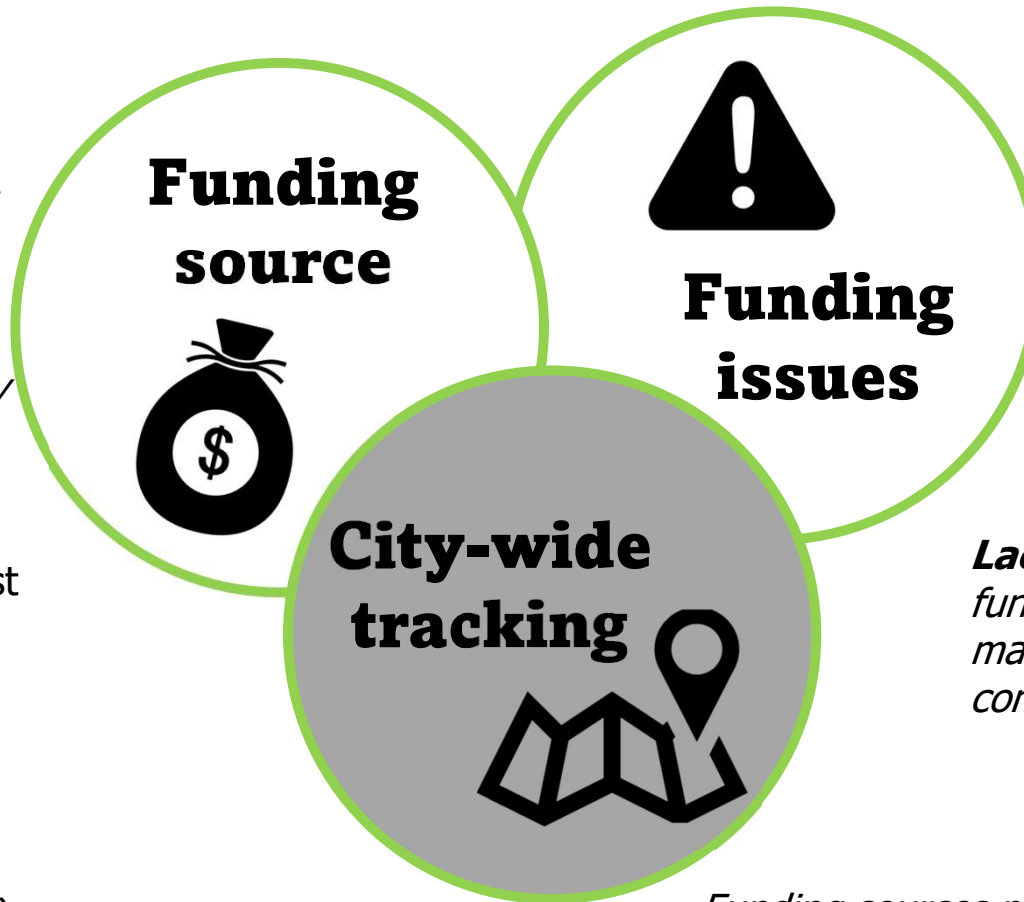
*Related to staff capacity, expertise, and organization scale.*

### **Mix of sources:**

*Funding source diversity balances burden.*

### **Funders mentioned:**

- Chesapeake Bay Trust (CBT)
- National Fish & Wildlife Foundation (NFWF)
- Chesapeake & Atlantic Coastal Bays Trust Fund (MD-DNR)



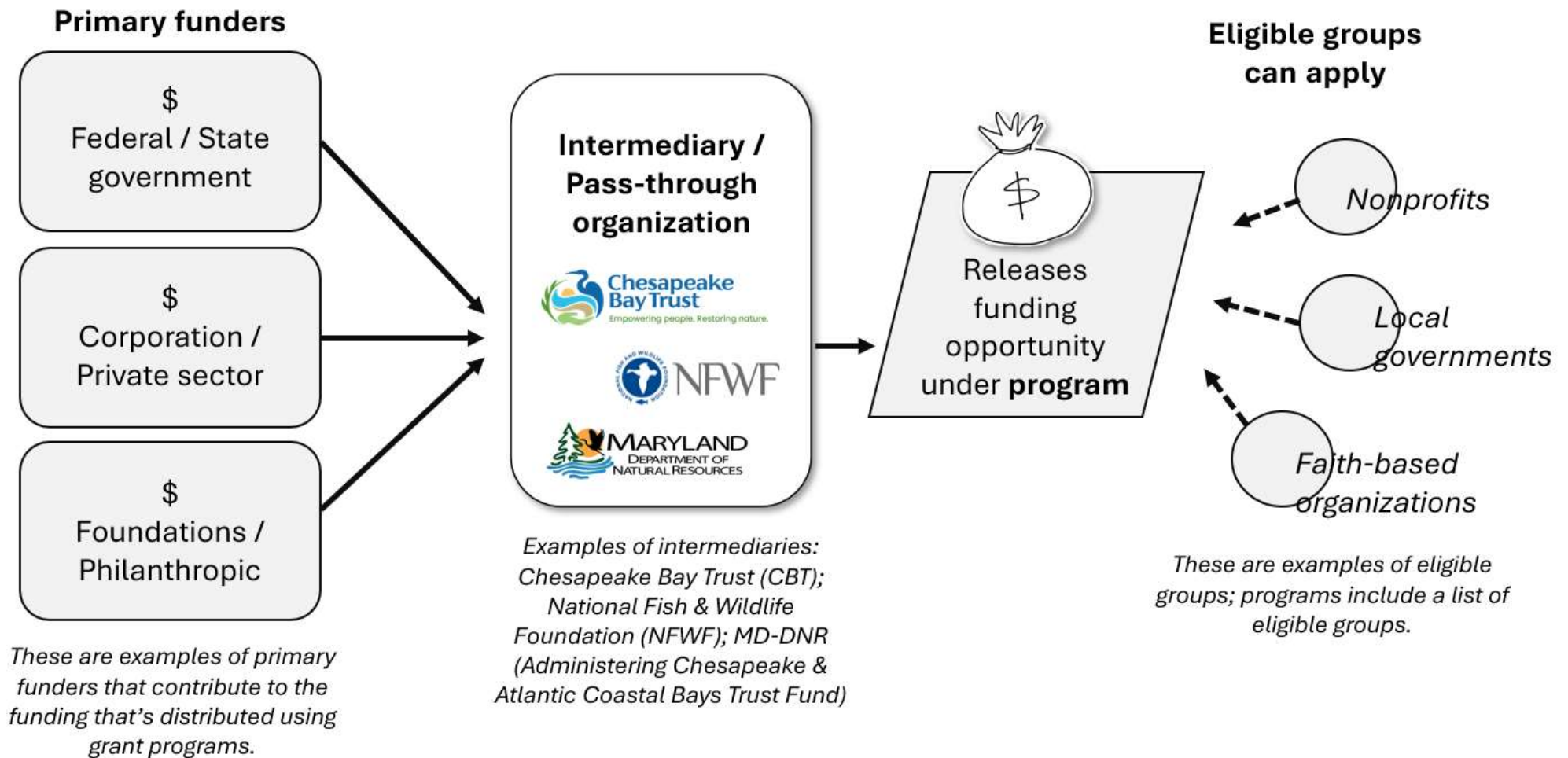
**Federal concern:** *Experience having to front money and wait for reimbursement.*

**"Not environmental enough":** *Project ranking prioritizes environmental metrics that don't meet neighborhood needs.*



**Lacks sustainability:** *Lack of funding for long-term maintenance; depends on community for sustaining care.*

*Funding sources may have information.*

# How Funding Flows through Intermediary Organizations





## Specific Funding Programs Mentioned by “Urban Greening Actors”

Funder	Program	Program metrics mentioned in Request for Proposal (RFP)	Award amount <i>Projects of interest</i>
 <p>Chesapeake Bay Trust (CBT)</p>	Green Streets, Green Jobs, Green Towns Grant	# of trees planted; amount of area being replanted or impervious being removed	Up to \$50,000
	Outreach and Restoration Grant	<i>No stated metric; has a list of criteria including impact on water quality, natural resources, and community needs.</i>	Up to \$125,000
	Urban Tree Grant	# of trees planted (key metric as part of state-wide 5 million trees by 2031 goal)	Up to \$45,000 <i>Depending on size of planting</i>
 <p>National Fish &amp; Wildlife Foundation (NFWF)</p>	Small Watershed Grant	# of trees planted; annual nitrogen, phosphorous, and/or sediment load reductions from projects.	\$150,000 - \$1M <i>Depending on project type</i>

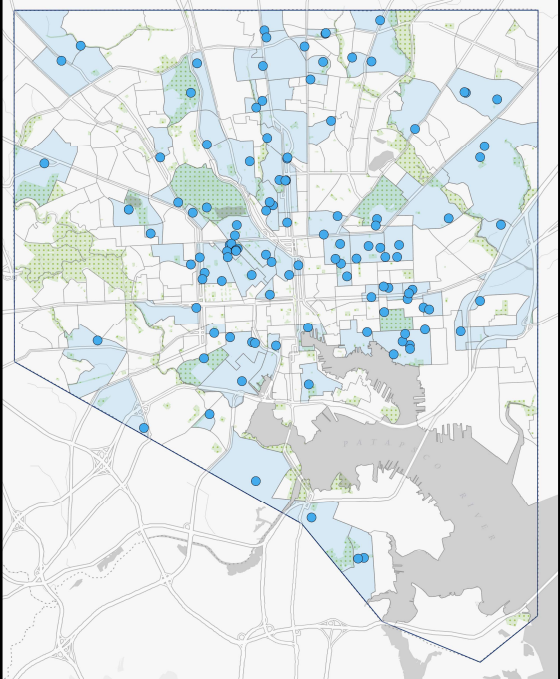
*Logos: cbt.org; fws.gov*




## Specific Funding Programs Mentioned by “Urban Greening Actors”

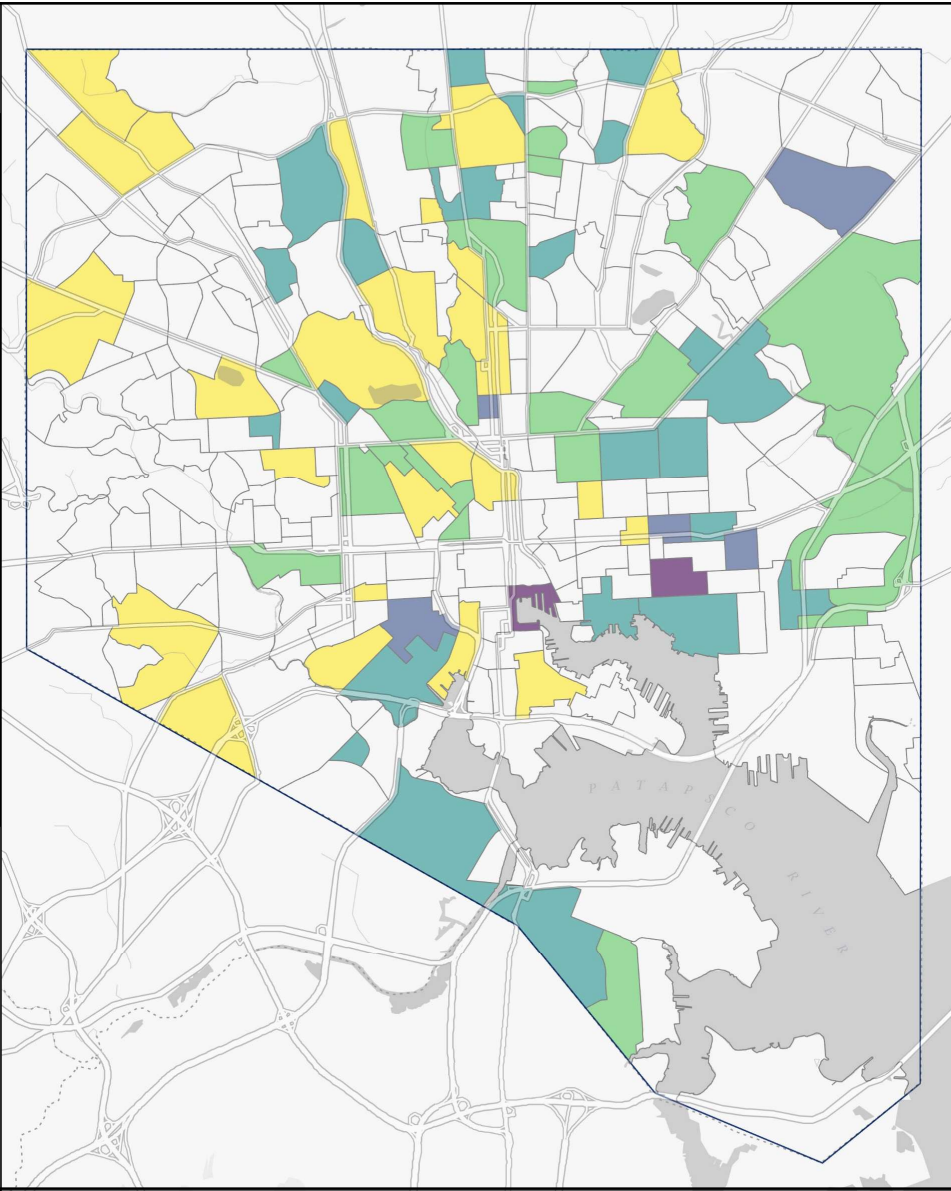
Funder	Program	Program metrics mentioned in Request for Proposal (RFP)	Award amount <i>Projects of interest</i>
 <p>Chesapeake Bay Trust (CBT)</p>	Green Streets, Green Jobs, Green Towns Grant	<b># of trees planted; amount of area being replanted or impervious being removed</b>	Up to \$50,000
	Outreach and Restoration Grant	<i>No stated metric; has a list of criteria including impact on water quality, natural resources, and community needs.</i>	Up to \$125,000
	Urban Tree Grant	<b># of trees planted</b> (key metric as part of state-wide 5 million trees by 2031 goal)	Up to \$45,000 <i>Depending on size of planting</i>
 <p>National Fish &amp; Wildlife Foundation (NFWF)</p>	Small Watershed Grant	<b># of trees planted; annual nitrogen, phosphorous, and/or sediment load reductions</b> from projects.	\$150,000 - \$1M <i>Depending on project type</i>

Logos: cbt.org; fws.gov

*n = 118 projects*

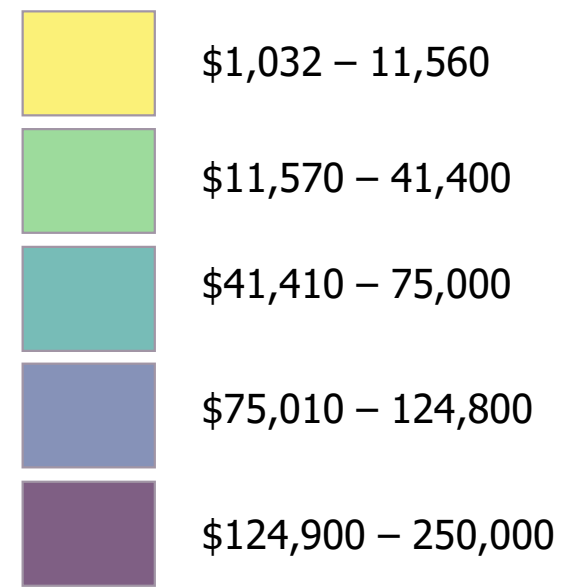


-  Project location
-  Neighborhood awarded funding
-  City parks



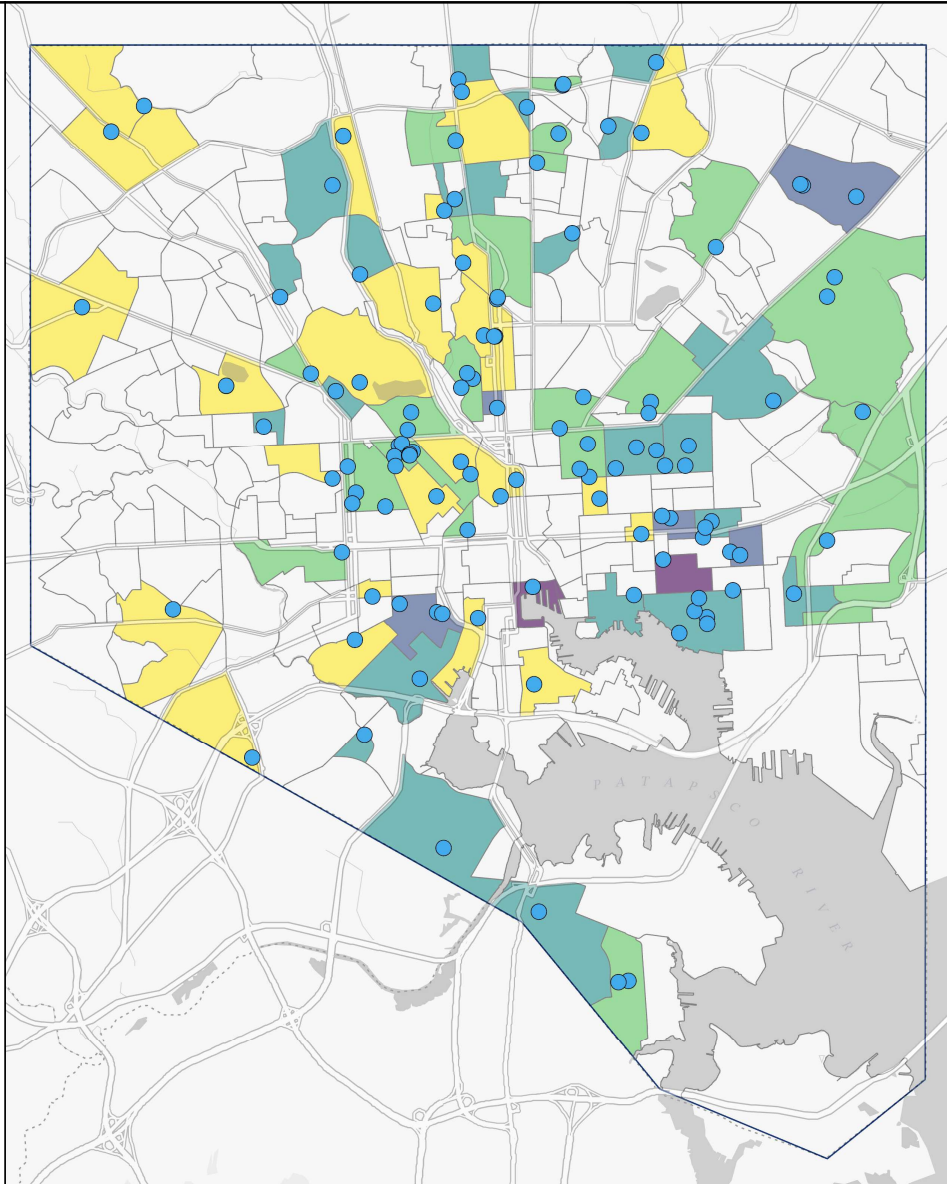
## Chesapeake Bay Trust Programs for Green Space (2012-2023)

*Neighborhood funding / # of projects*



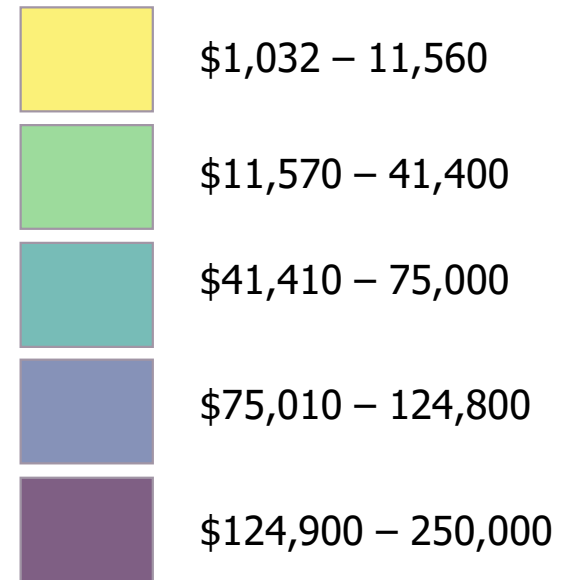


*n = 118 projects*



## Chesapeake Bay Trust Programs for Green Space (2012-2023)

*Neighborhood funding / # of projects*



## End of Part 2



**Urban greening**



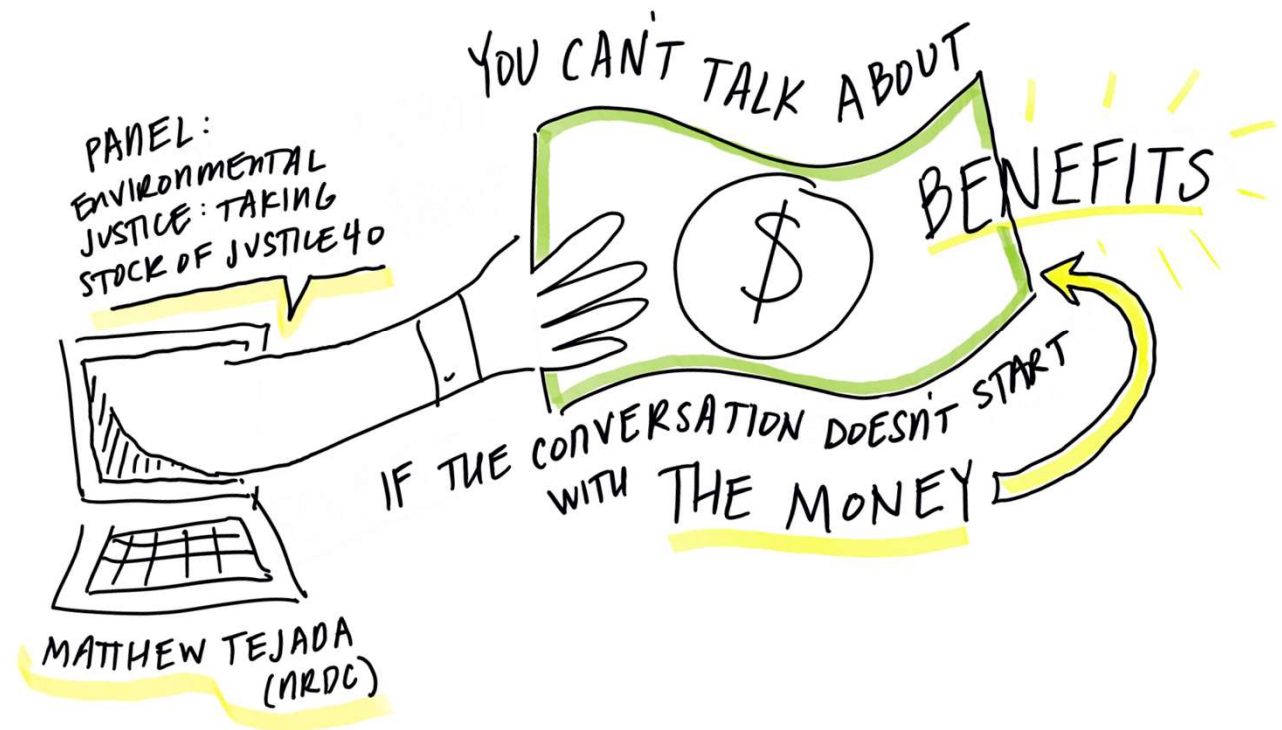
**Benefits  
for people**



**Funding  
and limits**

# Part 3.

## How policies seek environmental justice



RESEARCH QUESTIONS...

HOW DO DIFFERENT DEFINITIONS OF "ENVIRONMENTAL JUSTICE COMMUNITY" COME TOGETHER FOR WHO AND WHERE FUNDING SHOULD BE INVESTED IN THE CITY?

FEDERAL GOVT.

EJ POLICY



EJ SCREENING TOOL

HOW ARE EJ SCREENING TOOLS USED TO IMPLEMENT POLICY?  
HOW DO TOOLS DIFFER IN AREAS THEY IDENTIFY?

HOW HAS FEDERAL POLICY INFLUENCED STATE LEVEL ENVIRONMENTAL JUSTICE & ENVIRONMENTAL POLICY?

HOW DO THESE TOOLS INCORPORATE GREENING?



## Warren County PCB Landfill Protest (1982)



Image: HMdb.org

< Protesters from Afton, NC laying in street to block dump-trucks.

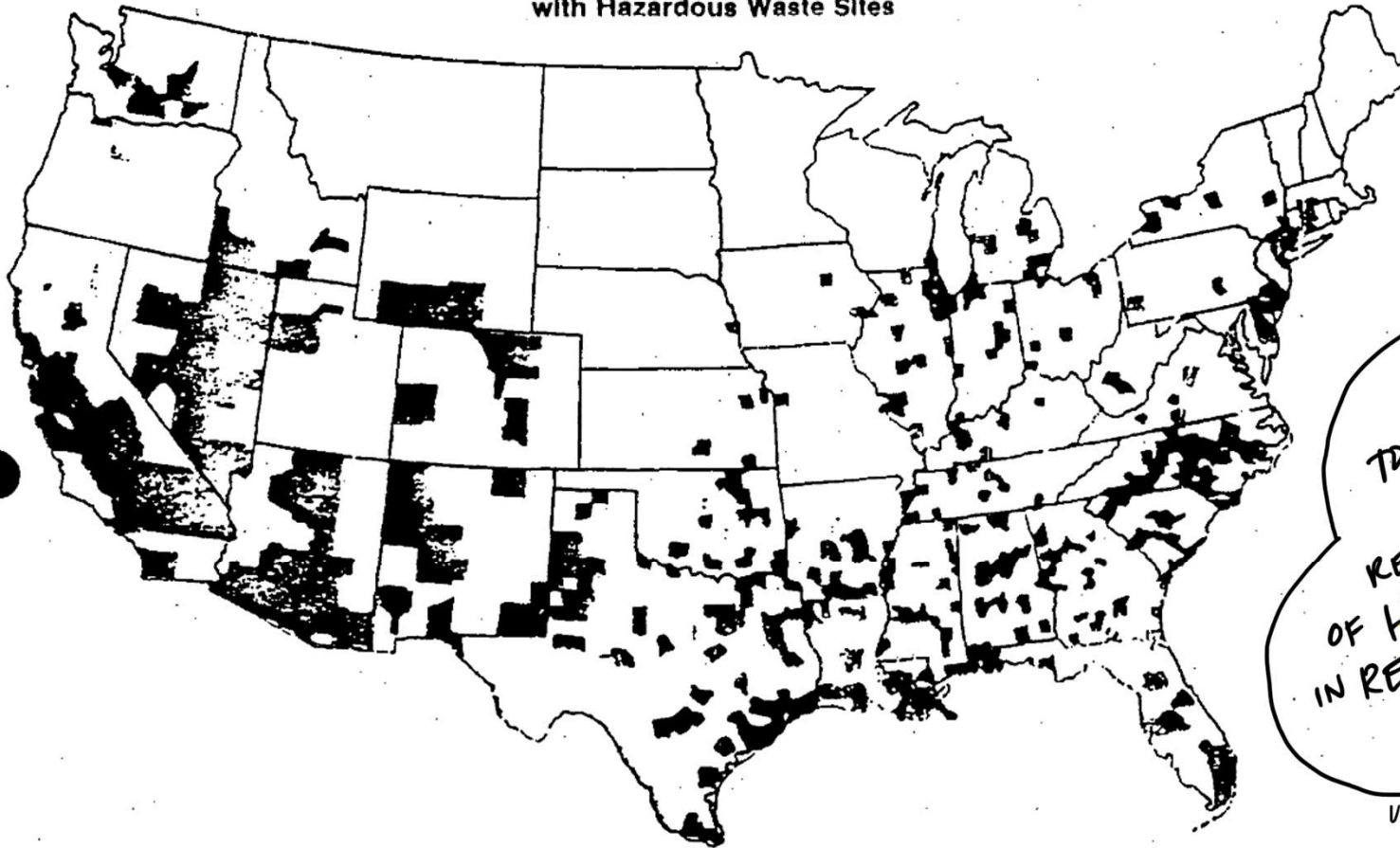
Source: Blackpast.org


45


Image: BFA Environmental Consultants, Loka Ashwood

# TOXIC WASTES AND RACE In The United States

A National Report on the Racial and Socio-Economic  
Characteristics of Communities  
with Hazardous Waste Sites

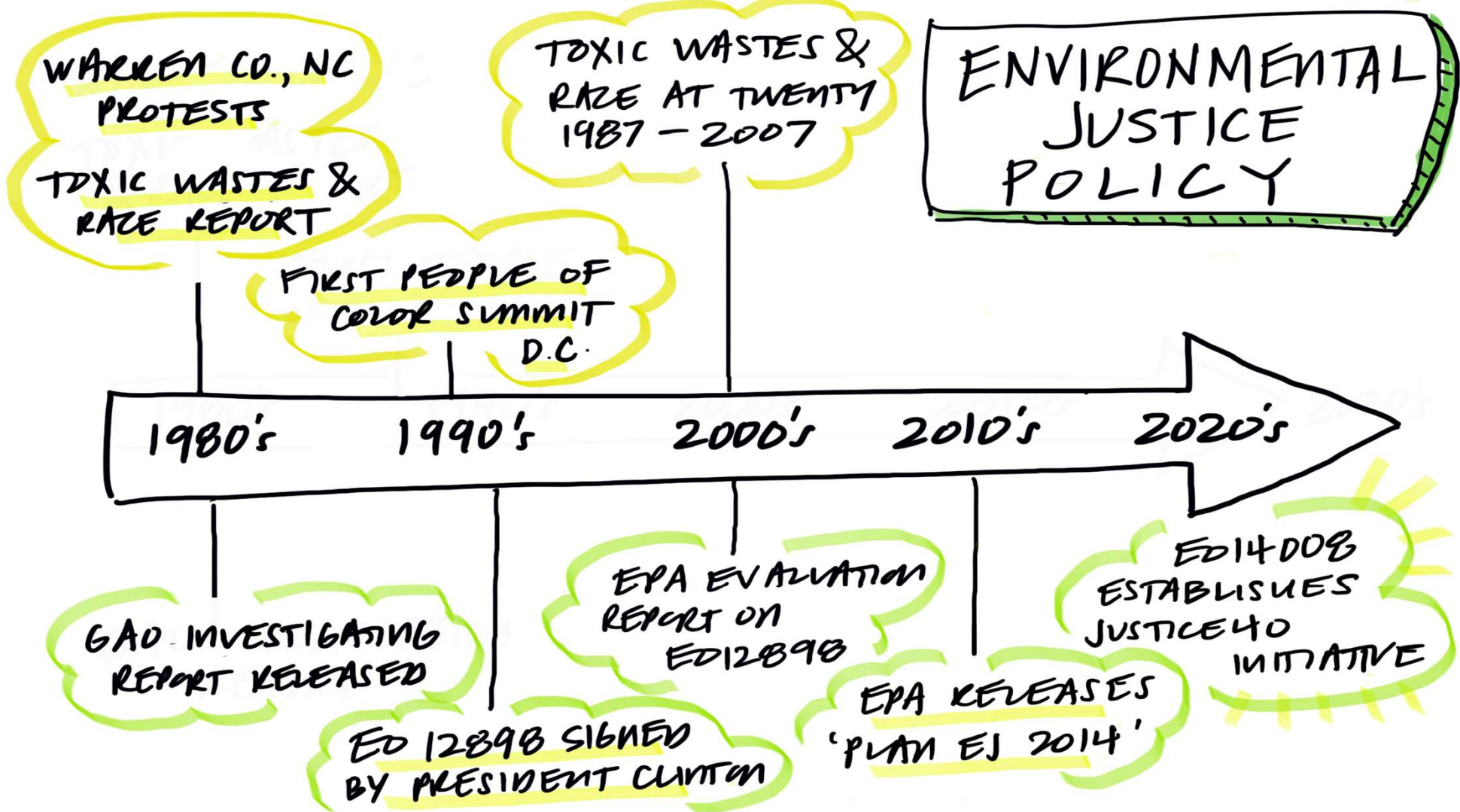


 Counties where Black and/or Hispanic % of population is greater than their national percentages.

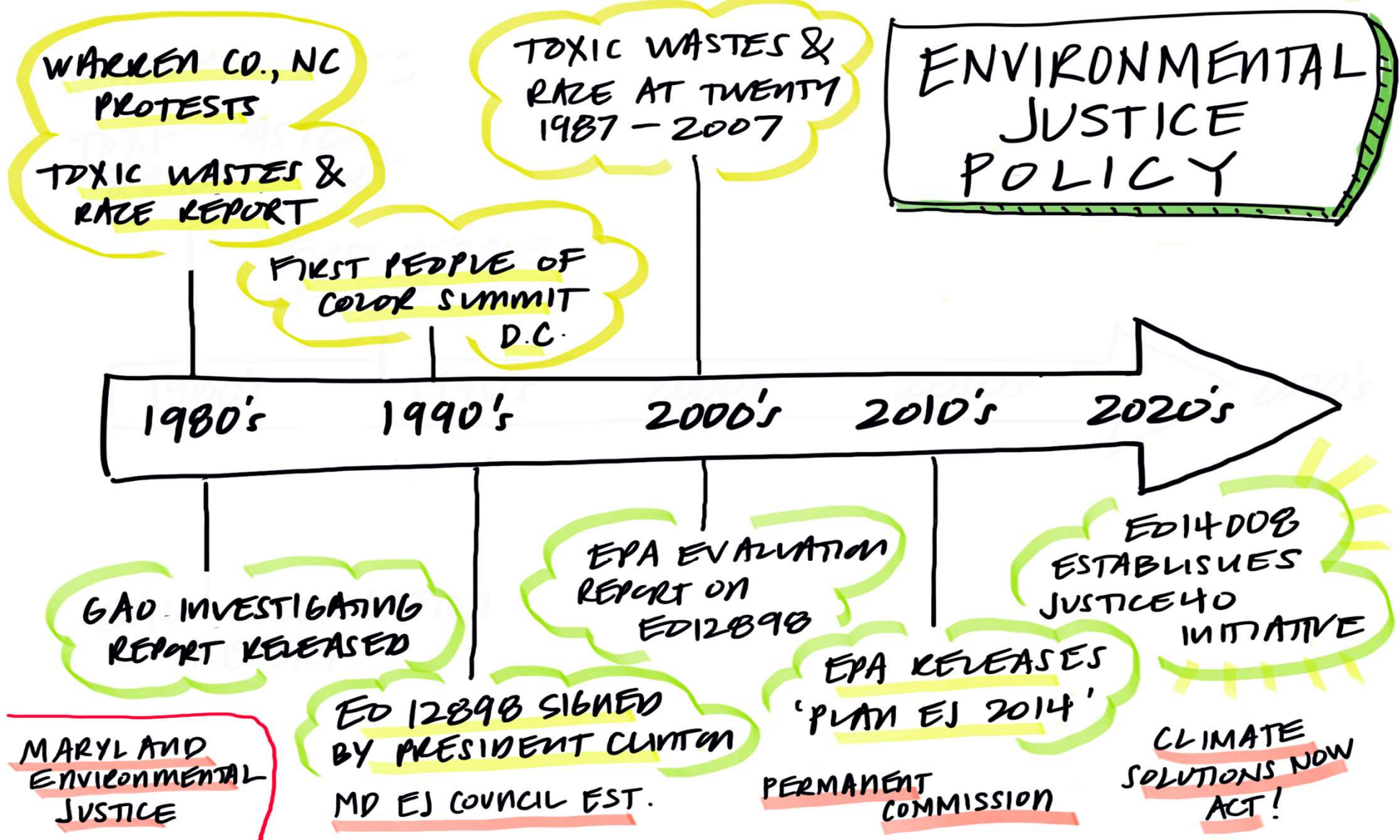
 Counties where Black and/or Hispanic % of population is greater than their national percentages AND 5+ uncontrolled toxic waste sites are located.

WE CALL ATTENTION  
TO THE FACT THAT RACE  
IS A MAJOR FACTOR  
RELATED TO THE PRESENCE  
OF HAZARDOUS WASTES  
IN RESIDENTIAL COMMUNITIES  
THROUGHOUT THE U.S.

UNITED CHURCH OF CHRIST, 1987



# ENVIRONMENTAL JUSTICE POLICY



WARREN CO., NC PROTESTS

TOXIC WASTES & RACE REPORT

TOXIC WASTES & RACE AT TWENTY 1987 - 2007

FIRST PEOPLE OF COLOR SUMMIT D.C.

1980's

1990's

2000's

2010's

2020's

GAO INVESTIGATING REPORT RELEASED

EPA EVALUATION REPORT ON ED12898

EPA RELEASES 'PLAN EJ 2014'

EPA 4008 ESTABLISHES JUSTICE 40 INITIATIVE

MARYLAND ENVIRONMENTAL JUSTICE

ED 12898 SIGNED BY PRESIDENT CLINTON  
MD EJ COUNCIL EST.

PERMANENT COMMISSION

CLIMATE SOLUTIONS NOW ACT!



WARREN CO., NC  
PROTESTS

TOXIC WASTES &  
RAZE REPORT

TOXIC WASTES &  
RAZE AT TWENTY  
1987 - 2007

ENVIRONMENTAL  
JUSTICE  
POLICY

FIRST PEOPLE OF  
COLOR SUMMIT  
D.C.



EPA  
EJSCREEN

1980's

1990's

2000's

2010's

2020's

GAO INVESTIGATING  
REPORT RELEASED

EPA EVALUATION  
REPORT ON  
ED12898

CALENVIRO  
SCREEN

ED14008  
ESTABLISHES  
JUSTICE40  
INITIATIVE

MARYLAND  
ENVIRONMENTAL  
JUSTICE

ED 12898 SIGNED  
BY PRESIDENT CLINTON  
MD EJ COUNCIL EST.

EPA RELEASES  
'PLAN EJ 2014'

PERMANENT  
COMMISSION

CLIMATE  
SOLUTIONS NOW  
ACT!

# Tackling the Climate Crisis at Home and Abroad (EO 14008)



**EO 14008**  
**1/27/21**



## **New initiative: Justice40**

*Goal that **40 percent of the overall benefit** from **certain Federal investments** flow **to disadvantaged communities**; focus **investment areas include**: clean energy, clean transit, affordable & sustainable housing, workforce development, legacy pollution, clean water infrastructure, and **climate change***



## **New & updated advisory groups:**

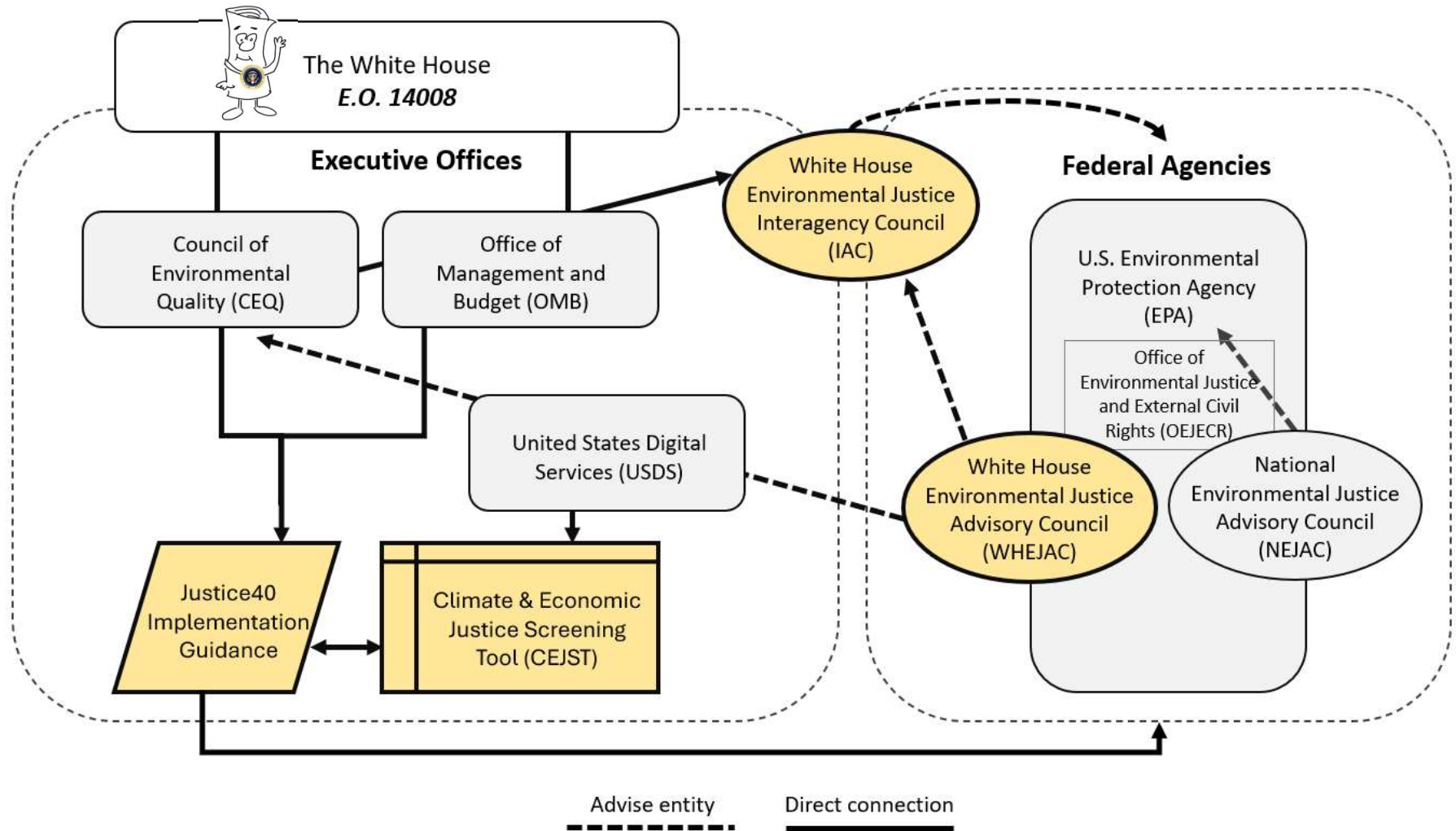
**White House Environmental Justice Advisory Council (WHEJAC); Interagency Council (IAC)**



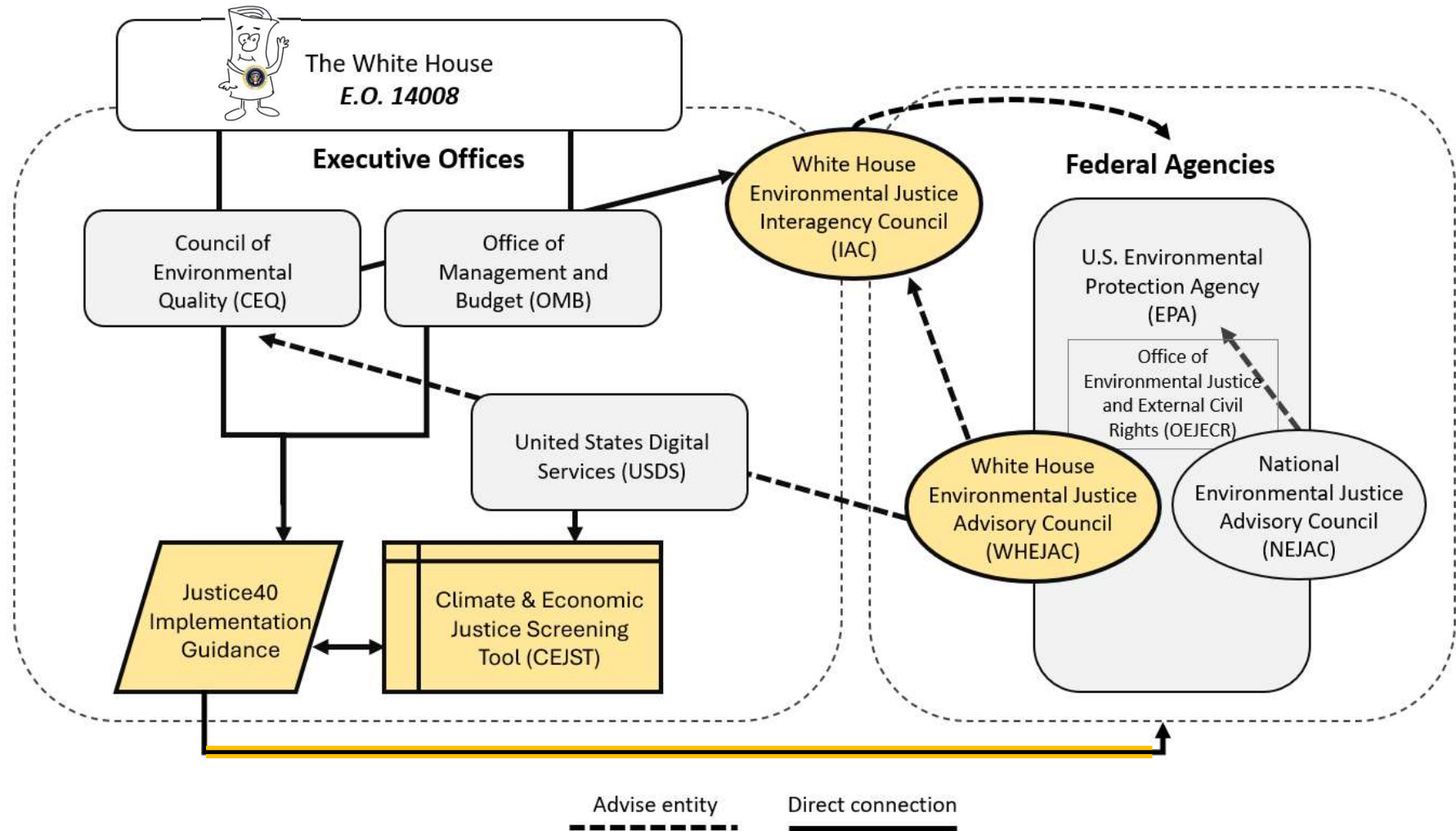
## **New tool:**

**Climate & Economic Justice Screening Tool (CEJST)**

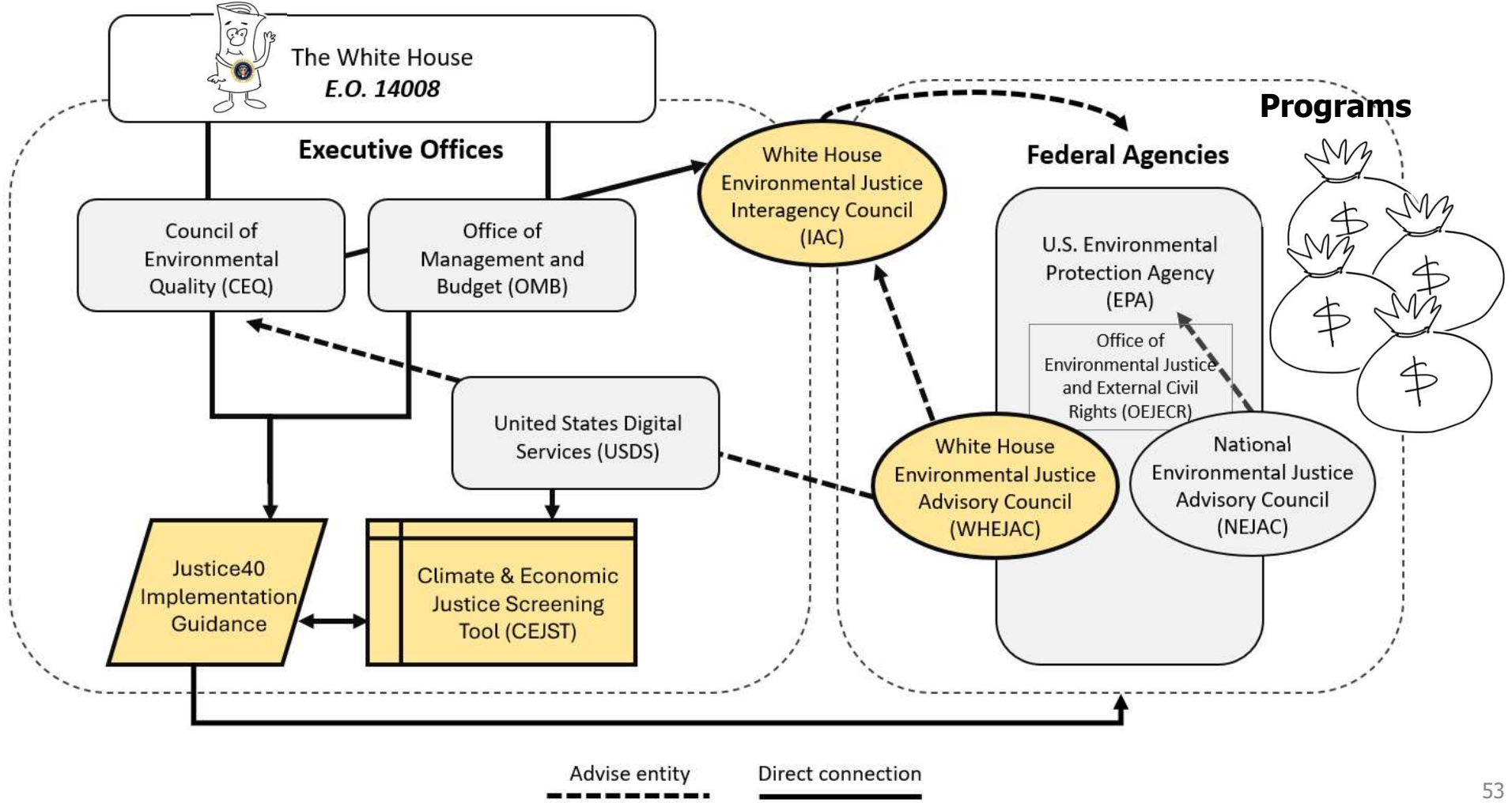
# Environmental Justice Governance – Implementing Justice40



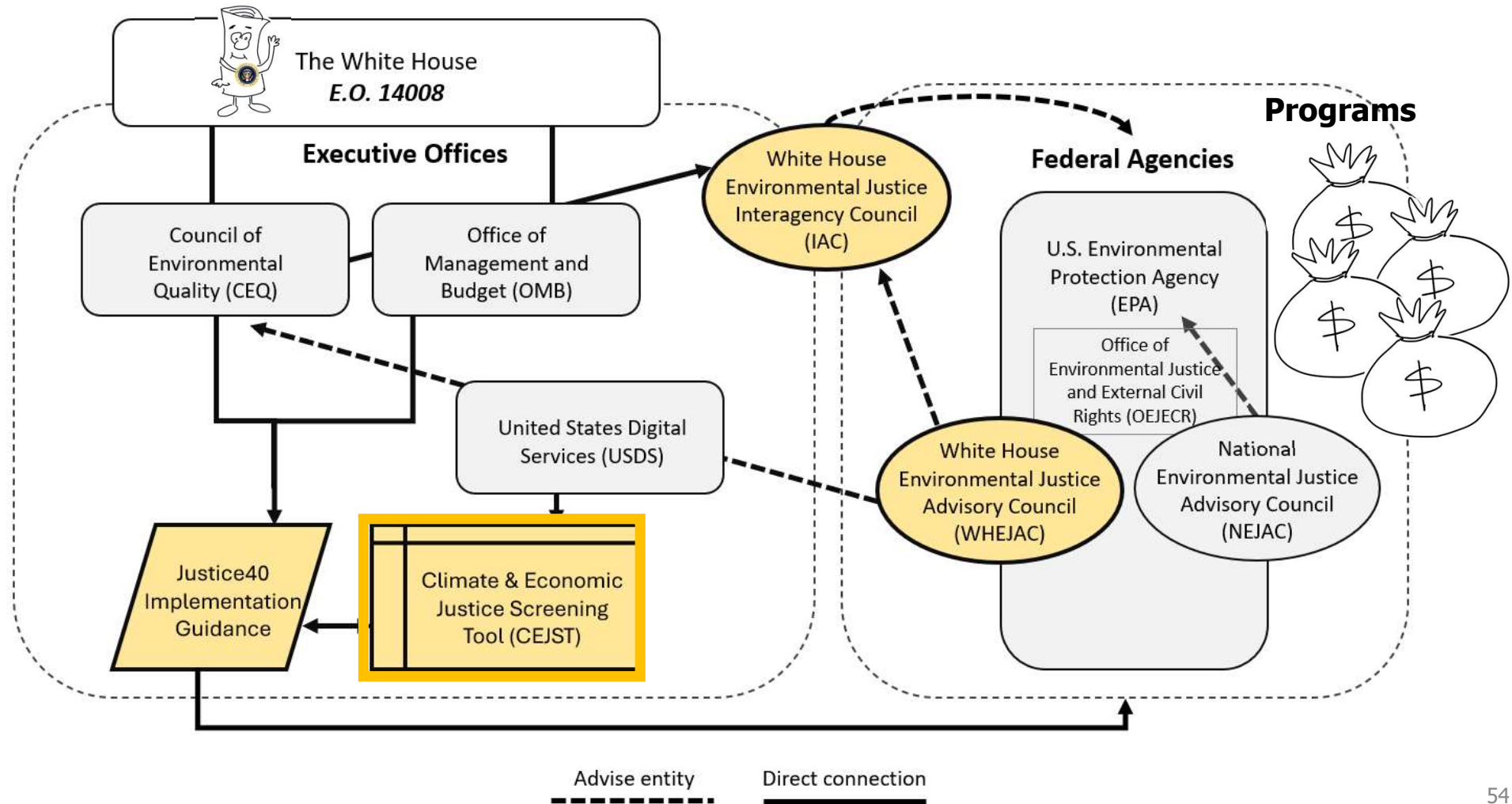
# Environmental Justice Governance – Implementing Justice40



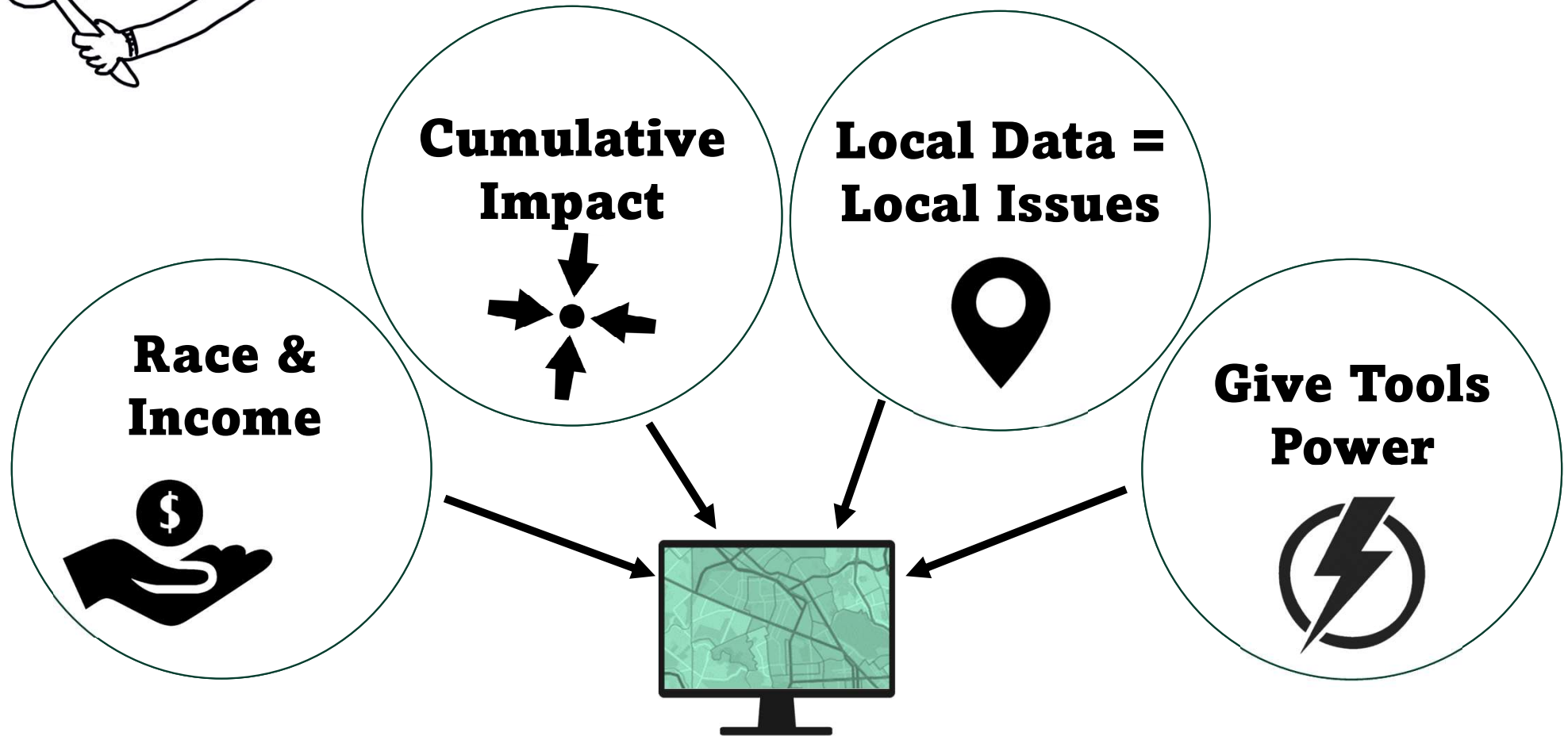

# Environmental Justice Governance – Implementing Justice40



# Environmental Justice Governance – Implementing Justice40

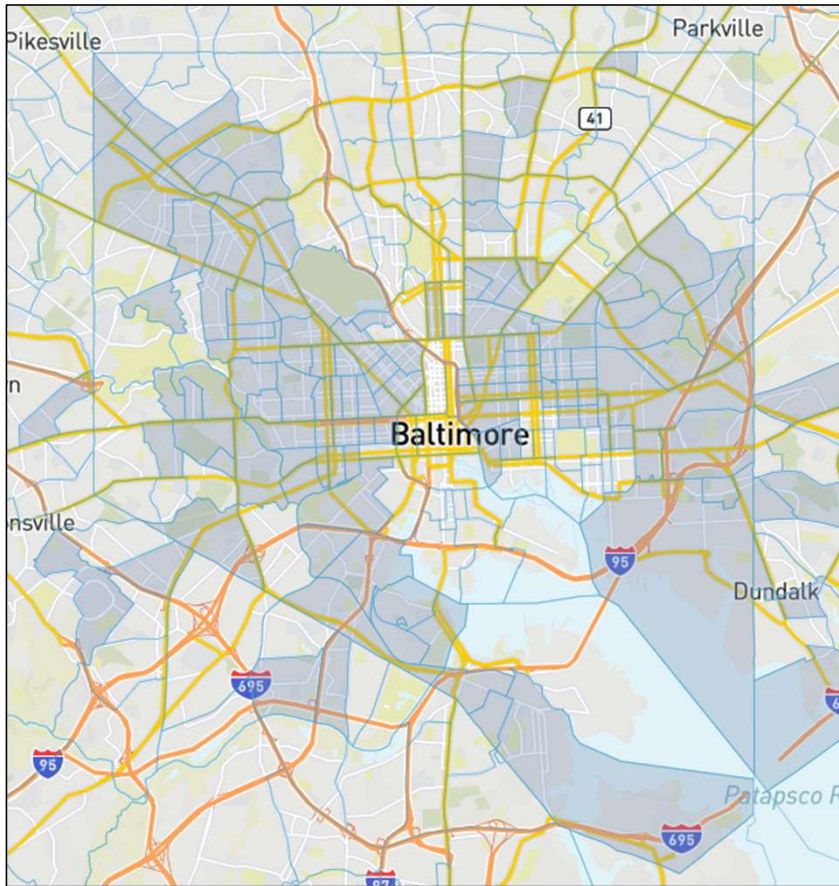


# Developing Environmental Justice (EJ) Screening Tools





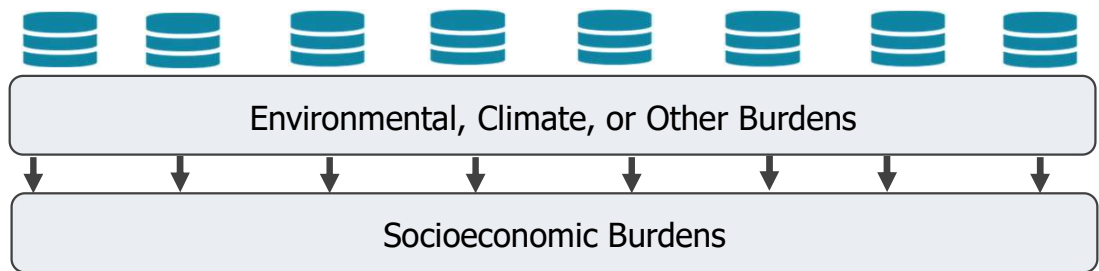
# Climate and Economic Justice Screening Tool *Version 1.1*



 "Disadvantaged community"  
*Census tracts (2010)*

<b>Scale</b>	U.S. states & territories
<b>Environmental Justice Definition</b>	<i>Communities are "<b>disadvantaged</b>" if they exceed thresholds within categories of "burden"; categories combine (1) environmental, climate, or other burdens, AND (2) socioeconomic burdens.</i>
<b>Concern for Environmental Justice</b>	Does not include <u>race</u> . Does not include <u>cumulative impact</u> .

## Method for Identifying Communities





# Environmental Justice Policy in Maryland



2022



2022




**Climate  
Solutions  
Now**



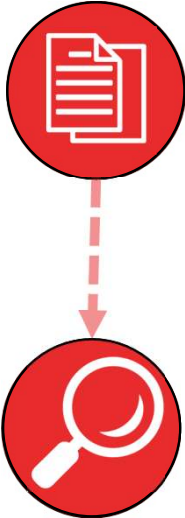
**Environmental  
Justice  
Screening**

# Environmental Justice Policy in Maryland



**Climate  
Solutions  
Now**

**Environmental  
Justice  
Screening**





**Sets definition:**  
Defines “overburdened”  
and “underserved”  
communities.

**Requires a tool:**  
Defines ‘EJ Scores’ and  
requires score for specific  
MDE permit applications;  
requires developing  
screening tool.

# Environmental Justice Policy in Maryland





 **2022**



**SB528**


**Climate Solutions Now**


 **2022**





**HB1200**

**Environmental Justice Screening**

 **Sets definition:**  
Defines “overburdened” and “underserved” communities.

 **Requires a tool:**  
Defines ‘EJ Scores’ and requires score for specific MDE permit applications; requires developing screening tool.

 **2023**





**HB503**

**Greenspace Equity Program**

# Environmental Justice Policy in Maryland



 **2022**

 **2022**

**SB528**

**Climate Solutions Now**

**HB1200**

**Environmental Justice Screening**



**Sets definition:**  
Defines "overburdened" and "underserved" communities.



**Requires a tool:**  
Defines 'EJ Scores' and requires score for specific MDE permit applications; requires developing screening tool.

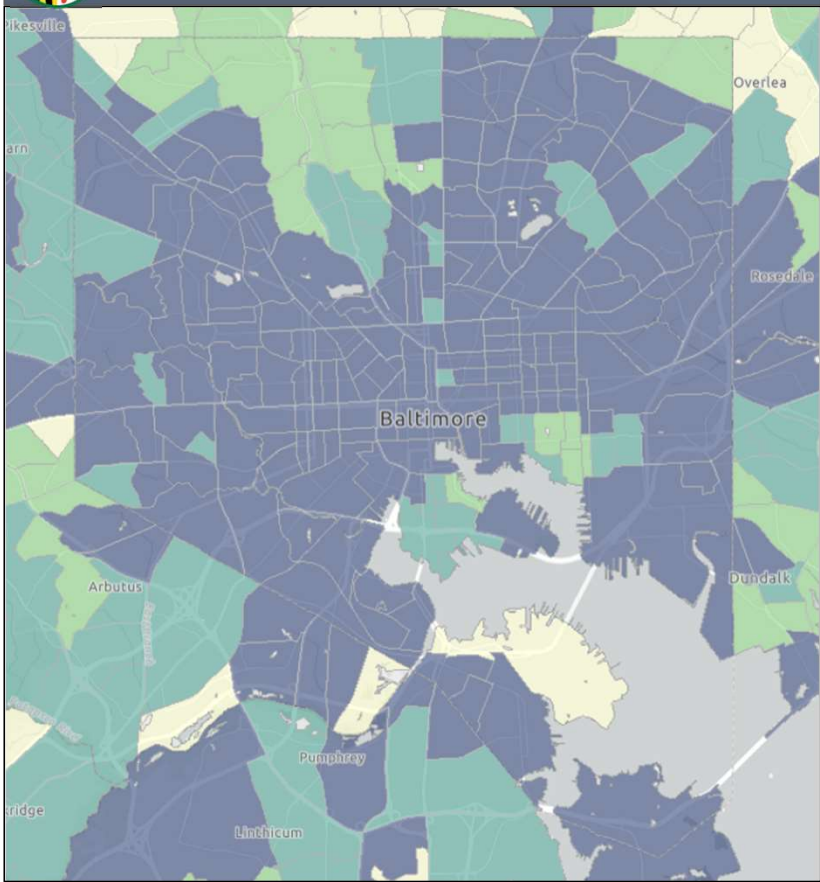


**2023**

**HB503**

**Greenspace Equity Program**

 MDE EJ Screening Tool Version 2.0 Beta

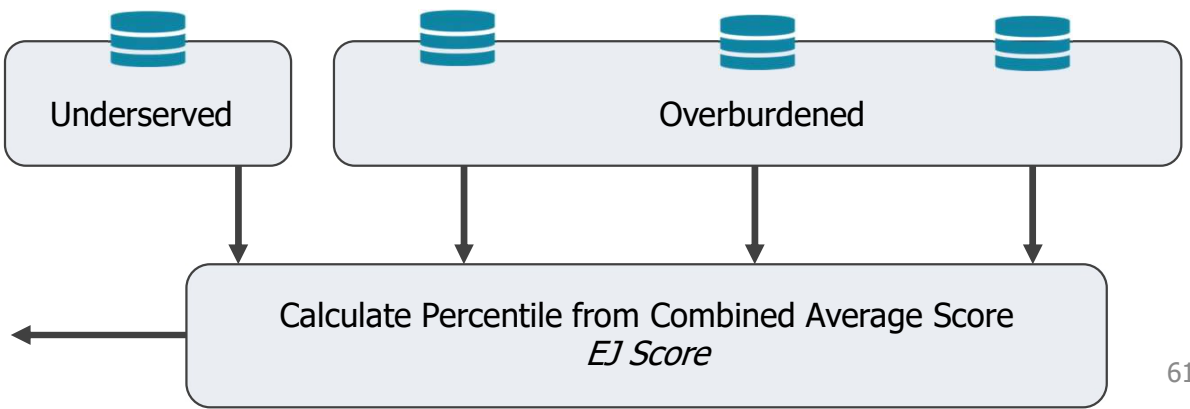


“EJ Score”  
Census tracts  
(2020)

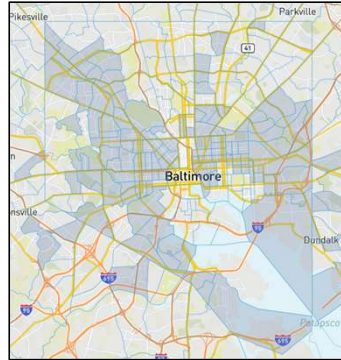
 0% - 24.9th %ile	 50% - 74.9th %ile
 25% - 49.9th %ile	 75% - 100th %ile

<b>Scale / Unit of Analysis</b>	State of Maryland
<b>Environmental Justice Definition</b>	<b>“Underserved”</b> communities – meaning they exceed a socioeconomic threshold; <b>“Overburdened”</b> communities – exceed environmental health indicator threshold.
<b>Concern for Environmental Justice</b>	EJ Score value not required to incorporate indicator threshold being met.

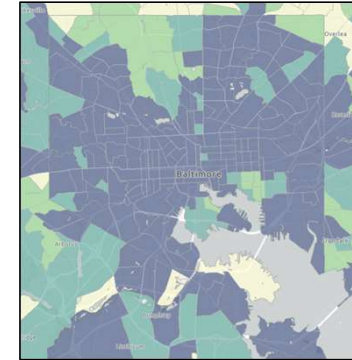
**Method for Calculating EJ Score**




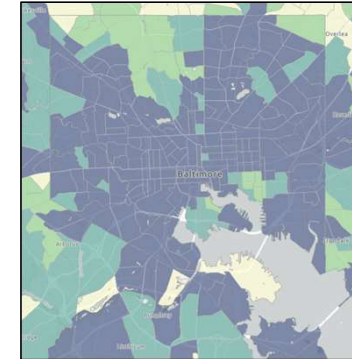
## Comparing Indicators of Interest for Environmental Justice & Green Space



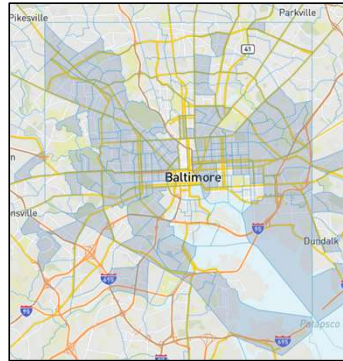
CEJST




MDE

<h2>Comparing Indicators of Interest for Environmental Justice &amp; Green Space</h2>	 <p>CEJST</p>	 <p>MDE</p>
<b>Historic disinvestment (Redlining scores)</b>	<p><b>YES</b> <i>High risk areas used as indicator.</i></p>	<p>NO</p>
<b>Race (% People of Color)</b>	<p>NO <i>Included as context information.</i></p>	<p><b>YES</b> <i>Race included in definition.</i></p>
<b>Lack of green space</b>	<p><b>YES</b> <i>Impervious surface used as indicator.</i></p>	<p>NO</p>
<b>Cumulative impact</b>	<p>NO <i>Includes as context information.</i></p>	<p><b>YES</b> <i>Includes, but does not set threshold.</i></p>

# Comparing Indicators of Interest for Environmental Justice & Green Space



CEJST



**Historic disinvestment (Redlining scores)**

**Race (% People of Color)**

**Lack of green space**

**Cumulative impact**

**YES**  
*High risk areas used as indicator.*

**NO**  
*Included as context information.*

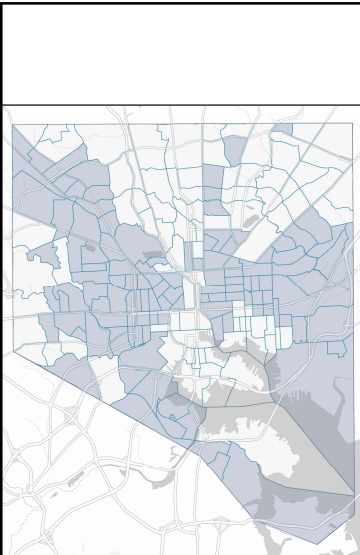
**YES**  
*Impervious surface used as indicator.*

**NO**  
*Includes as context information.*

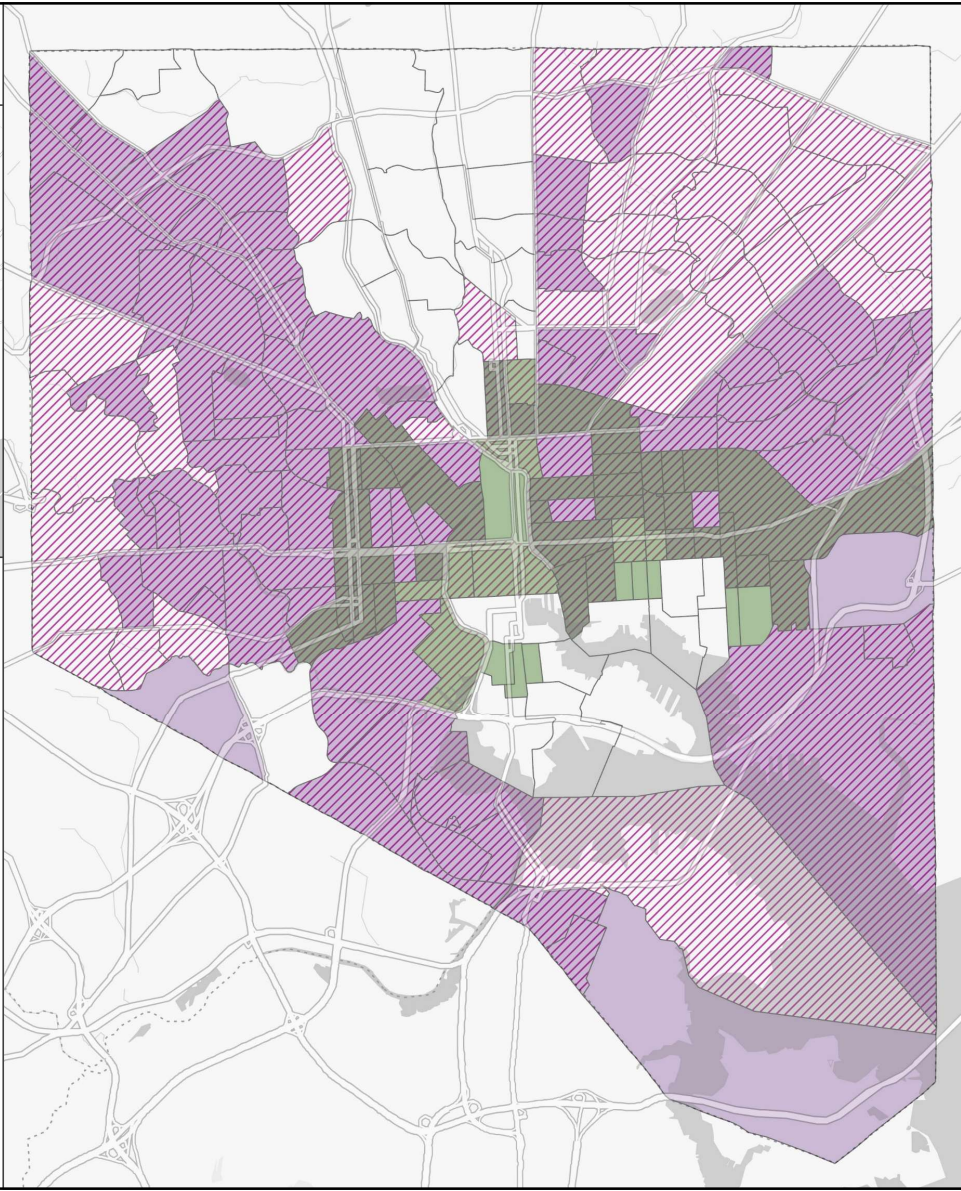
**2023**

**Greenspace Equity Program**

*In... es no... shold.*






“Disadvantaged community”

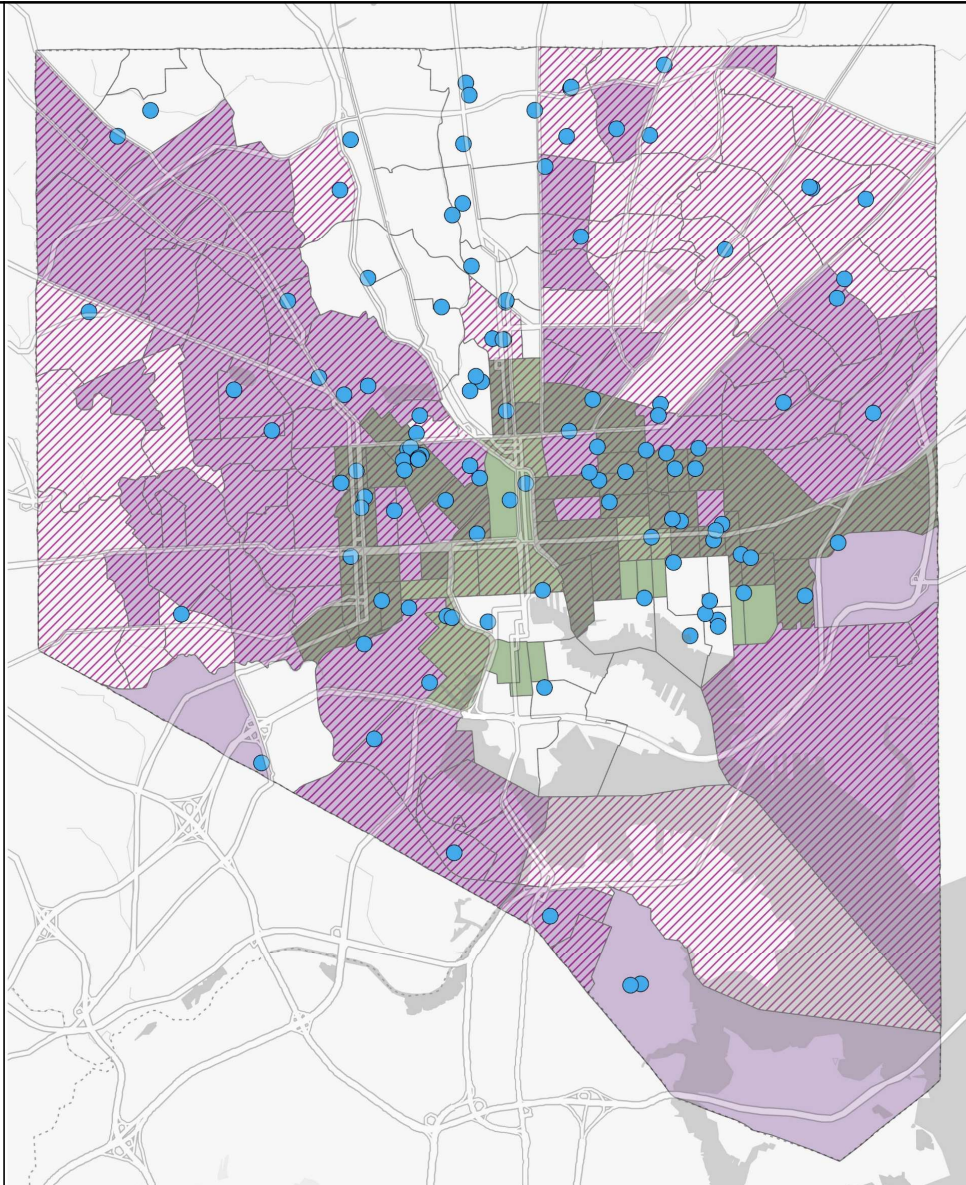


## Climate & Economic Justice Screening Tool (CEJST) Datasets

*Including multiple indicators of interest:*





-  “Disadvantaged community”
-  Lacking green space
-  Majority People of Color & historic disinvestment  
*>50% people of color (POC);  
>50% POC & HOLC grade D (red)*





# Climate & Economic Justice Screening Tool (CEJST) Datasets

*Including multiple indicators of interest:*


-  "Disadvantaged community"
-  Lacking green space
-  Majority People of Color & historic disinvestment  
*>50% people of color (POC);  
 >50% POC & HOLC grade D (red)*
-  Project location

*Created by: M. Finch, 2024 / Data sources: CEJST; CBT*


## End of Part 3



**Environmental  
Justice  
Policy**



**Screening  
tools**



**Green  
space**

# Conclusion: Coming full circle

THE SYSTEMS —  
USING THE SAME OLD  
RACIST FORMULAS —  
ARE WE GOING TO GET  
THE SAME RESULTS THAT  
WE GOT?

PANEL:  
THERE'S EJ GOLD  
UP IN DEM HILLS



DR. SACOBY WILSON

# HOT OFF THE PRESSES – MORE MONEY FOR GREENING PROJECTS!



## Biden-Harris Administration announces \$206 million to selectees to protect and restore Chesapeake Bay through community partnerships

March 27, 2024

Contact Information

R3 Press ([R3Press@epa.gov](mailto:R3Press@epa.gov))

**The National Fish and Wildlife Foundation has been selected to receive \$193 million to administer the Small Watershed Grant and Innovative Nutrient and Sediment Reduction programs [over the next four years].**

[...] The funding for these grants is provided by a **\$83 million** investment from the Bipartisan Infrastructure Law [...] **Funding for these programs will empower communities to implement local programs to restore the Chesapeake Bay's water quality while advancing President Biden's Justice40 Initiative** which set the goal that 40 percent of the overall benefits of certain federal investments flow to disadvantaged communities that are marginalized by underinvestment and overburdened by pollution.

Source: EPA, 2024

# Next Steps

Connecting with housing to build a full neighborhood environment.



Image: SBCLT.org

# Appreciation

## Research team

Margaret Buck Holland, PhD – *Faculty Advisor*  
Cheryl Knott – *Partner Mentor*

## ICARE program

Tamra Mendelson  
Alek Fredriksson  
Kristen Markus  
ICARE faculty & advisory board members  
Cohort 1, 2, and 3  
National Science Foundation



NFS DGE:  
1922579



UMBC



## Geography & Environmental Systems Department

Dawn Biehler – *Defense Committee Member*  
David Lansing – *Graduate Program Director*  
Donna Dwyer & Robin Schmidbauer Heckathorn  
Officemates in 002, Collab group, & GES GSO

*\*\*Special thanks to all the individuals who remain anonymous in my research and represent a variety of knowledge and expertise; the information I learned from them expanded my understanding around environmental justice, policy, and green space and informs my advocacy efforts in Baltimore.\*\**